

4

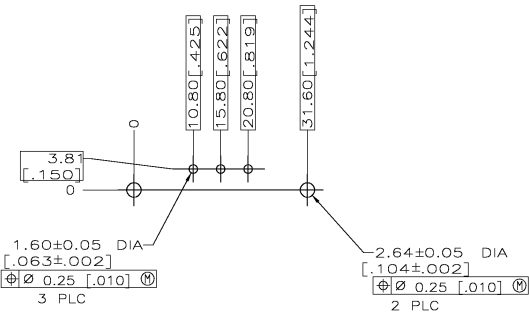
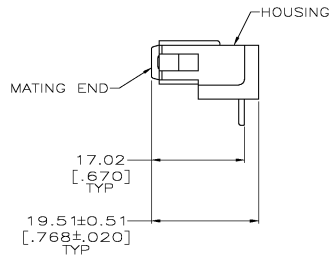
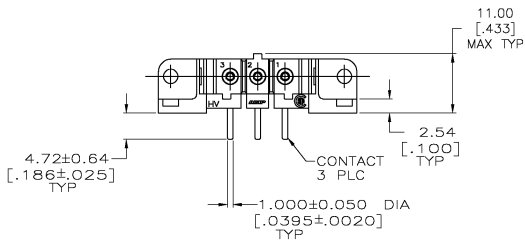
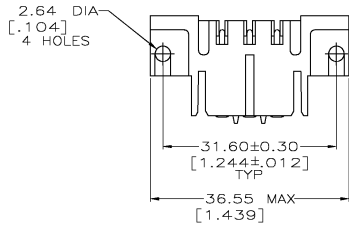
3

2

1

THIS DRAWING IS UNPUBLISHED.
 © COPYRIGHT BY TYCO ELECTRONICS CORPORATION. ALL RIGHTS RESERVED.

LOC	DIST	REVISIONS					
FT	O	P	LTR	DESCRIPTION	DATE	OWN	APPD
		H		REVISED PER 0639-0178-05	4/20/05	SS	GS



RECOMMENDED PC BOARD LAYOUT

- △ 3.81um [.000150] MIN TIN-LEAD OVER 0.76um [.000030] MIN NICKEL.
- △ 0.76um [.000030] MIN GOLD FOR A LENGTH OF 5.08 [.200] MIN FROM MATING END, 3.81um [.000150] MIN TIN-LEAD FOR A LENGTH OF 5.23 [.206] MIN FROM OPPOSITE END, BOTH OVER 1.27um [.000050] MIN NICKEL.
- △ 3.81um [.000150] MIN TIN OVER 0.76um [.000030] MIN NICKEL.
- △ 0.76um [.000030] MIN GOLD FOR A LENGTH OF 5.08 [.200] MIN FROM MATING END, 3.81um [.000150] MIN TIN FOR A LENGTH OF 5.23 [.206] MIN FROM OPPOSITE END, BOTH OVER 1.27um [.000050] MIN NICKEL.

△	207608-7
△	207608-6
△	207608-3
△	207608-1
CONTACT FINISH	PART NO.

THIS DRAWING IS A CONTROLLED DOCUMENT.		DN	06/05/92	Tyco Electronics Corporation	
DIMENSIONS: mm [INCHES]		L	SLIP	Tyco Electronics Corporation	
TOLERANCES UNLESS OTHERWISE SPECIFIED:		DK	8-11-92	Horrisburg, Pa 17105-3608	
0 PLC ± .05		APD	McCLINTON	SOCKET HEADER ASSEMBLY, 3 POSN, IN-LINE, METRIMATE	
1 PLC ± .025 (010)		PRODUCT SPEC		108-10033	
2 PLC ± .025 (010)		APPLICATION SPEC		SEE CASE CODE DRAWING NO	
3 PLC ± .025 (010)		HEIGHT		A2 00779 ©=207608	
4 PLC ± .025 (010)		FINISH		RESTRICTED TO	
ANGLES ± .025 (010)		HOUSING: NYLON, RED CONTACTS: SEE TABLE		SCALE 2:1 SHEET 1 OF 1 REV H	
MATERIAL: NYLON, RED CONTACTS: SEE TABLE		CUSTOMER DRAWING			