

4

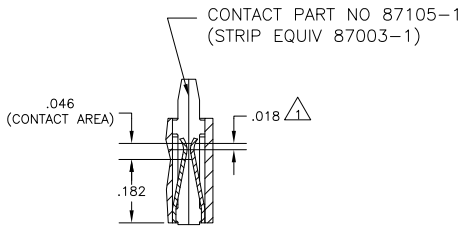
3

2

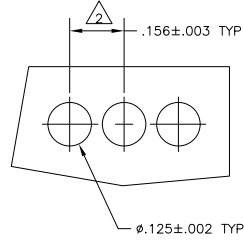
1

THIS DRAWING IS UNPUBLISHED. RELEASED FOR PUBLICATION
 © COPYRIGHT BY TYCO ELECTRONICS CORPORATION. ALL RIGHTS RESERVED.

LOC	DIST	REVISIONS			
P	LTR	DESCRIPTION	DATE	BY	APPD
AD	00	K1	REVISED ECO-09-024927	06NOV09	KK AEG

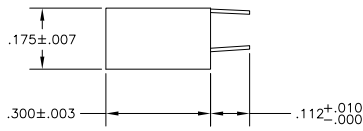
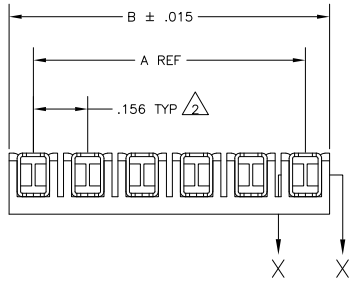
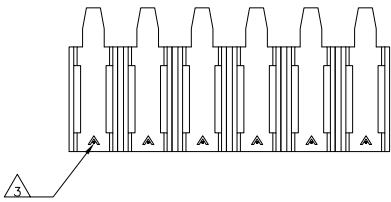


SECTION X-X



RECOMMENDED BOARD MOUNTING
 (RECOMMENDED BOARD THICKNESS: .055-.070)

- 1 POINT OF MEASUREMENT FOR PLATING THICKNESS (INSIDE OF BEAMS).
- 2 TOLERANCE NON-CUMULATIVE.
- 3 THE MATING END OF THE CONTACT IS IDENTIFIED BY THE LETTER "A" STAMPED ON THE RECEPTACLE BOX.
- 4 OBSOLETE PARTS: OBSOLETE CIS STREAMLINING PER D.RENAUD/D.SINISI



	3.120	2.964	20	-2-87986-0-
	2.964	2.808	19	-1-87986-9-
OBSOLETE	2.808	2.652	18	-1-87986-8-
	2.652	2.496	17	-1-87986-7-
	2.496	2.340	16	-1-87986-6-
	2.340	2.184	15	-1-87986-5-
	2.184	2.028	14	1-87986-4
OBSOLETE	2.028	1.872	13	-1-87986-3-
	1.872	1.716	12	1-87986-2
OBSOLETE	1.716	1.560	11	-1-87986-1-
	1.560	1.404	10	1-87986-0
OBSOLETE	1.404	1.248	9	-87986-9-
	1.248	1.092	8	-87986-8-
	1.092	.936	7	87986-7
	.936	.780	6	87986-6
	.780	.624	5	87986-5
	.624	.468	4	87986-4
OBSOLETE	.468	.312	3	-87986-3-
	.312	.156	2	87986-2
	B	A	NO OF POSN	ASSEMBLY PART NUMBER

THIS DRAWING IS A CONTROLLED DOCUMENT.		DWG: L. D. RINGLEY 17MAR96 CHK: deJONG 18MAR96 APPD: deJONG 18MAR96 PRODUCT SPEC: 108-25.016 APPLICATION SPEC: 114-25.004 RIGHT: 114-25.004 CUSTOMER DRAWING	Tyco Electronics Corporation Harrisburg, Pa 17105-3608 ASSY, MOD 1, BOARD MOUNT RECP. .156 CL, STD PRESSURE, TYPE B, FOR ROUND HOLE MOUNTING	SIZE: A2 CASE CODE (DRAWING NO): 00779 ©-87986	RESTRICTED TO: - SCALE: 5:1 SHEET: 1 of 1 REV: K1
--	--	--	--	--	--

87986

A