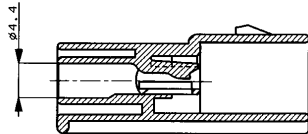
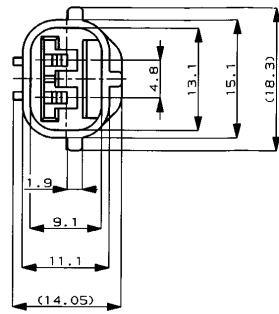
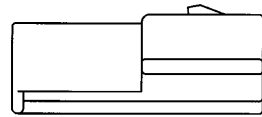
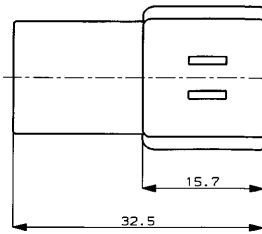
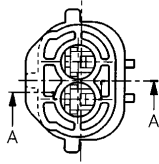


NUMBER C-174354



METRIC

DIMENSIONS IN MILLIMETERS. DO NOT SCALE PRINT



SECTION 断面 A-A

注 ;

- 1 かん合相手型番 : 174352, 173090
- 2 本品はダブルロックプレート P/N 174355 を装着して使用する

NOTE ;

- 1 FOR PLUG HOUSING (P/N174352, 173090)
- 2 THIS PART MUST BE USED WITH DOUBLE LOCK PLATE (P/N174355)

灰 (GRAY)	PBT	2Pos. CAP HOUSING 2極キャップハウジング	174354-6
黒 (BLACK)	PBT	2Pos. CAP HOUSING 2極キャップハウジング	174354-2
色 (COLOR)	材料 (MATERIAL)	名称 (NAME)	型番 (P/N)

© 19 BY AMP (Japan) LTD.
ALL RIGHTS RESERVED.
AMP PRODUCTS COVERED BY PATENTS
AND OR PATENTS PENDING

AMP AMP (JAPAN), LTD.
Tokyo, Japan

WIRE RANGE mm ² (AWG)	INSULATION DIA mm	NAME 2P. ECONOSEAL J-MARK II ⁺ CONNECTOR 2極 エコノシールド J マーク II ⁺ CAP HOUSING キャップハウジング
MATERIAL SEE TABLE 表参照	COLOR SEE TABLE 表参照	GENERAL TOLERANCE 0\times10 : ± 0.2 10\times30 : ± 0.25 30\times100 : ± 0.3 ANGLES : $\pm 3^\circ$
SIZE	LOC	NUMBER
A3	J	C-174354
SCALE	REV.	SHEET
2:1	A	1 OF 1

LTR	REVISION RECORD	DR	CHK	DATE	CHK.
A	追加 -G	KO	YM	8/24/87	Y. MATSUSAKA
O	作成 RELEASED	KO	YM	8/19/87	M. NOGUCHI

CUSTOMER DRAWING