

4

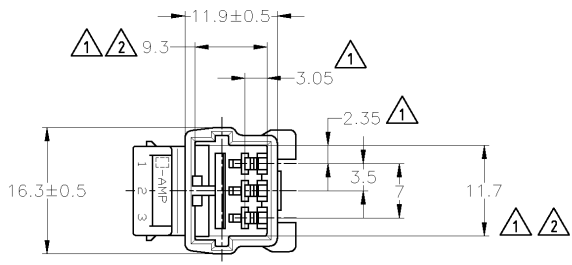
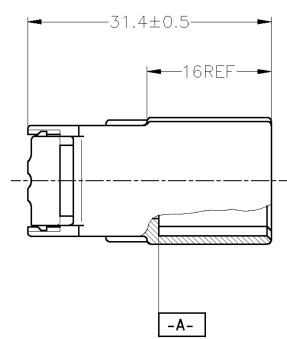
3

2

1

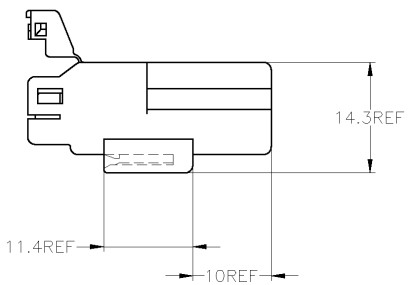
THIS DRAWING IS UNPUBLISHED. RELEASED FOR PUBLICATION
 © COPYRIGHT BY TYCO ELECTRONICS CORPORATION. ALL INTERNATIONAL RIGHTS RESERVED.

LOC	DIST	REVISIONS			
P	LTR	DESCRIPTION	DATE	DWN	APVD
	C1	REVISED	ECR-08-031766	05DEC08	SF KB



- MUST BE KEPT BETWEEN **-A-** AND 2
- TO BE MATED WITH PLUG HOUSING SMOOTHLY
- APPLIED TAB CONTACT; P/N 173633 AND 173645
- APPLIED PLUG HOUSING; P/N 174921 etc

- A-** 面より 2mm の範囲で測定
- 相手ハウジングと所定の昨日を満足して嵌合できること
- 内装するリセプタクルコンタクトは型番 173633, 173645
- 嵌合相手ハウジング型番 174921 他



V-2	白 (WHITE)	1-174928-1
HB	黄 (YELLOW)	174928-7
	灰 (GRAY)	174928-6
	青 (BLUE)	174928-5
	緑 (GREEN)	174928-4
	黒 (BLACK)	174928-2
	白 (WHITE)	174928-1
使用材料難燃グレード (FLAMMABILITY OF MATERIAL)		色 (COLOR) 型番 (PART NUMBER)

TOLERANCES UNLESS OTHERWISE SPECIFIED:

10 ±	1	±0.2
30 ±	10	±0.25
	30	±0.3
ANGLE		±3°

THIS DRAWING IS A CONTROLLED DOCUMENT.

DIMENSIONS: mm	TOLERANCES UNLESS OTHERWISE SPECIFIED:	DWN S.FUJITA 05DEC08	Tyco Electronics Corporation Kawasaki, Japan	
	0 PLC ±-	CHK K.BETSUI 05DEC08	070 SERIES MULTILOCK I/O CONNECTOR 3 POSITION HOUSING WIRE TO WIRE	
	1 PLC ±-	APVD K.BETSUI 05DEC08		
	2 PLC ±-	PRODUCT SPEC		
	3 PLC ±-	APPLICATION SPEC		
	4 PLC ±-	WEIGHT	SIZE A3	CAGE CODE 00779
MATERIAL PBT	FINISH	CUSTOMER DRAWING	DRAWING NO. 174928	RESTRICTED TO
			SCALE 2:1	SHEET 1 OF 1
			REV C1	