
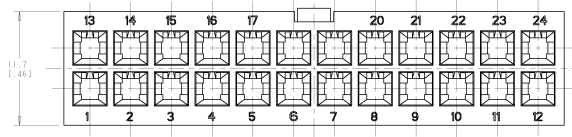
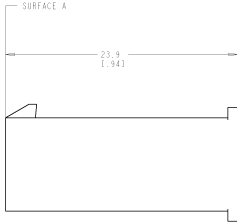
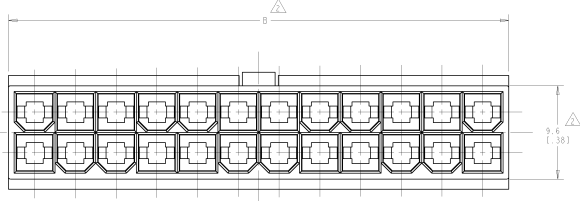
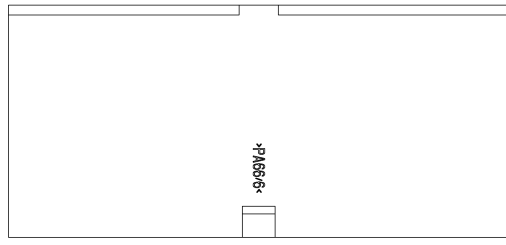


DATE STARTED TO PRODUCE: REVISIONS FOR PRODUCTION  
 (BY) CONFIRMED BY: DATE ELECTRICAL CONFIRMED BY: DATE TESTED BY:

REV. NO.		REV. DATE	REV. DESCRIPTION	BY	CHECKED BY
00	CM				
1					
2					
3					
4					
5					
6					
7					
8					

- △ NYLON, UL94V-0, NATURAL (WHITE).
- △ DIMENSION TO BE CHECKED AT SURFACE A.
- 3. DIMENSIONS IN BRACKETS ARE IN INCHES.
- 4. MALE CONTACTS MUST BE INSERTED SO THAT THE TOP OF THE WIRE AND INSULATION CRIMPS ARE FACING THE SIDE OF THE HOUSING WITH THE LOCKING LATCH.



POS	NO. OF POSITIONS	PART NUMBER
1	2	794594-2
2	2	794594-2
3	2	794594-0
4	2	794594-0
5	2	794594-0
6	2	794594-0
7	2	794594-0
8	2	794594-0
9	2	794594-0
10	2	794594-0
11	2	794594-0
12	2	794594-0
13	2	794594-6
14	2	794594-4
15	2	794594-4
16	2	794594-2
17	2	794594-0
18	2	794594-0
19	2	794594-6
20	2	794594-6
21	2	794594-4
22	2	794594-4
23	2	794594-2
24	2	794594-0



<p>10-10000000-000000000000000000000000</p> <p>SYMBOLS:</p> <p>UNIT: INCHES</p> <p>MATERIAL: NYLON</p> <p>FINISH: △</p>	<p>DATE: 11/04/2004</p> <p>BY: COLLETT</p> <p>CHECK: TTYOCT-2004</p> <p>REVISED PER: 0638-0761-04</p> <p>DESCRIPTION: AMP-DIAC 'M' POWER CONNECTOR</p> <p>PART: 794594</p> <p>CUSTOMER DRAWING: A 00779 (2)-794594</p>	<p><b>TYCO Electronics</b></p> <p>AMP Technology Group</p> <p>2 TO 4 POSITION</p> <p>AMP-DIAC 'M' POWER CONNECTOR</p> <p>DATE: 11/04/2004</p> <p>BY: COLLETT</p> <p>CHECK: TTYOCT-2004</p>
---	--	--