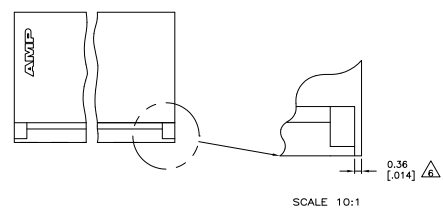
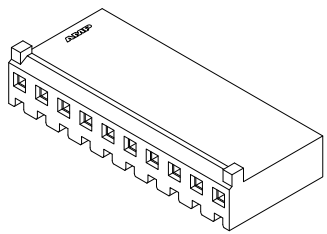
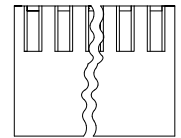
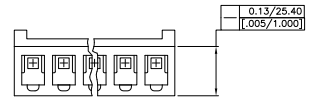
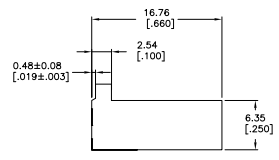
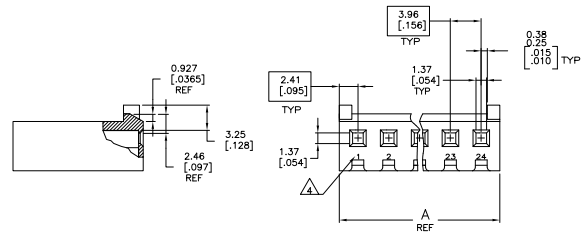


REV	DATE	DESCRIPTION	BY	CHK	APP
CM 00					
B2		REVISED PER EDD-11-004587	11MMR11	RK	HMR



- UNIT ACCEPTS 1.14 [.045] SQUARE OR ROUND POST.
- UNIT ACCEPTS STANDARD SL-156 CONTACTS.
- UNIT ACCEPTS KEYING PLUG 640254-1 AND KEYING PIN 640255-1.
- CIRCUIT I.D. NUMBER(S), TO BE LOCATED SEQUENTIALLY AS SHOWN.
- DIMENSIONS IN BRACKETS ARE IN INCHES.
- OPTIONAL CONSTRUCTION (BOTH CORNERS) UP TO 0.38[.015] FOR P/N -1 THRU -5, UP TO 1.27[.050] FOR P/N -6 THRU 2--4.
- ACCEPTS UP TO .110 INCH INSULATION WIRE.



95.96	[3.775]	24	2-647402-4
92.00	[3.622]	23	2-647402-3
88.04	[3.466]	22	2-647402-2
84.07	[3.310]	21	2-647402-1
80.11	[3.154]	20	2-647402-0
76.15	[2.998]	19	1-647402-9
72.19	[2.842]	18	1-647402-8
68.22	[2.686]	17	1-647402-7
64.26	[2.530]	16	1-647402-6
60.30	[2.374]	15	1-647402-5
56.34	[2.218]	14	1-647402-4
52.37	[2.062]	13	1-647402-3
48.41	[1.906]	12	1-647402-2
44.45	[1.750]	11	1-647402-1
40.49	[1.594]	10	1-647402-0
36.53	[1.438]	9	647402-9
32.56	[1.282]	8	647402-8
28.60	[1.126]	7	647402-7
24.64	[.970]	6	647402-6
20.68	[.814]	5	647402-5
16.71	[.658]	4	647402-4
12.75	[.502]	3	647402-3
8.79	[.346]	2	647402-2
4.83	[.190]	1	647402-1

THIS DRAWING IS A CONTROLLED DOCUMENT.

TE Connectivity

HOUSING WITH LOCKING RAMP AND POLARIZING TABS, FOR LARGE WIRE INSULATION, SL-156

DATE: 00779
 SIZE: 4.1
 SHEET: 1 OF 1