THIS DRAWING IS PROPRIETARY. RELEASED FOR PUBLICATION
(C) COPYRIGHT 19 BY AMP INCORPORATED. ALL RIGHTS RESERVED.

CUST. NO.	CUST.
CM	54

REVISIONS

REV	LTR	DESCRIPTION	DATE	DWN	APVD
	D	RELEASED PER PR CM 98-84	9-16-98	BL	RS

1. ACCEPTS CONTACT P/N 770601-1.
2. DIMENSIONS IN BRACKETS ARE IN INCHES.
3. ACCEPTS MTA-100 KEYING PLUG P/N 641994-1.

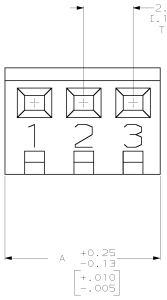

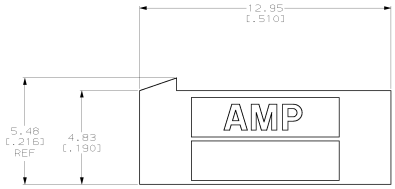

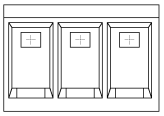



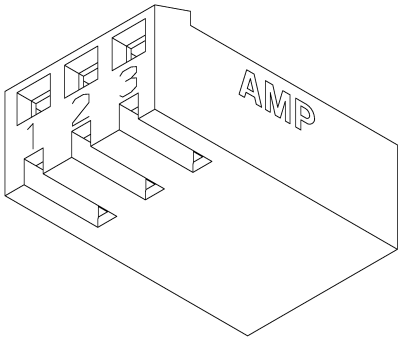

3-DIMENSIONAL MODEL
NTS

.320	8.13	3	647284-3
IN	MM	NO. OF CIRCUITS	PART NUMBER
A			

METRIC

THIS DRAWING IS A CONTROLLED DOCUMENT.

DIMENSIONS: INCHES
TOLERANCES UNLESS OTHERWISE SPECIFIED:
.X PLC ±-
.XX PLC ±-
.XXX PLC ±-
.XXXX PLC ±0.13[.005]
ANGLES ±-
MATERIAL NYLON,UL 94V-0,NATURAL
FINISH -

DR	R. LEWIS	9-16-98
CK	R. SWING	9-16-98
APVD	R. GENTRY	9-16-98
PROJ ENG	-	
APPLICATION SPEC	-	
WEIGHT	-	

CUSTOMER DRAWING

AMP Incorporated
Harrisburg, PA 17105-3608

NAME: HOUSING,SPECIAL,CST-100

SIZE: A1 | CAGE CODE | DRAWING NO: 00779 C- 647284 | RESTRICTED TO: -

SCALE: 10:1 | SHEET 1 OF 1 | REV D

AMP 4005 REV 11/AM97

16-SEP-98 15:32:44 amp24115 /home/amp24115/pr98-84

Downloaded from Elcodis.com electronic components distributor