

4

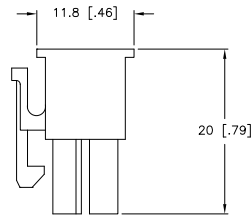
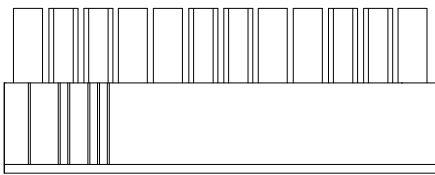
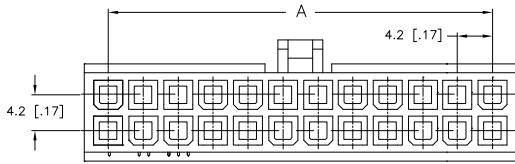
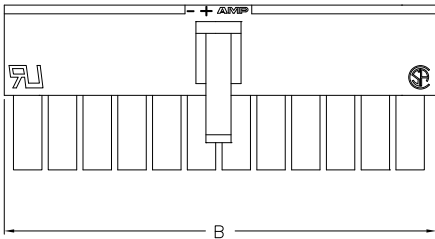
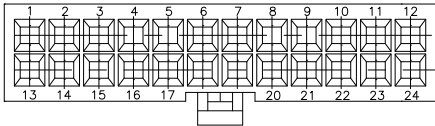
3

2

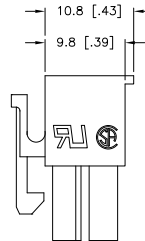
1

THIS DRAWING IS UNPUBLISHED. RELEASED FOR PUBLICATION. ALL RIGHTS RESERVED.

LOC	DIST	REVISIONS			
F	LNK	DESCRIPTION	DATE	BY	APPD
CM	00				
	B1	REVISED PER ECO-11-004587	11MAR11	RK	HMR



1 MATERIAL: NYLON, UL94V-0.



ONLY FOR 1586019-2

DIM B	DIM A	POS.	PART NUMBER
5.8	-	2	1586019-2
10.0	4.2	4	1586019-4
14.2	8.4	6	1586019-6
18.4	12.6	8	1586019-8
22.6	16.8	10	1-1586019-0
26.8	21.0	12	1-1586019-2
31.0	25.2	14	1-1586019-4
35.2	29.4	16	1-1586019-6
39.4	33.6	18	1-1586019-8
43.6	37.8	20	2-1586019-0
47.8	42.0	22	2-1586019-2
52.0	46.2	24	2-1586019-4

THIS DRAWING IS A CONTROLLED DOCUMENT.		DRN S. HOOVER 19-AUG-2002	 TE Connectivity
DIMENSIONS: mm [INCHES]		CHK D. COLEY 19-AUG-2002	
TOLERANCES UNLESS OTHERWISE SPECIFIED:		APPD D. COLEY 19-AUG-2002	
0 PLG	#	NAME	RECEPTACLE HOUSING, VO, VAL-U-LOK(TM)
1 PLG	# 0.4 [.02]	APPLICATION SPEC	
2 PLG	# 0.25 [.010]	WEIGHT	A2 00779 C=1586019
3 PLG	# 0.150 [.0059]	CUSTOMER DRAWING	SCALE 3:1 SHEET 1 of 1 REV B1
4 PLG	#		
ANGLES	#		
FINISH	#		

