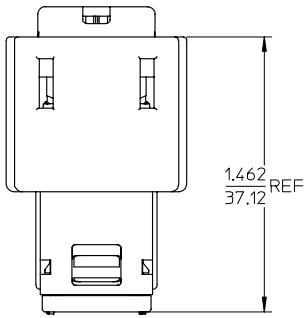
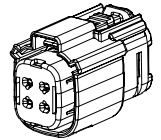
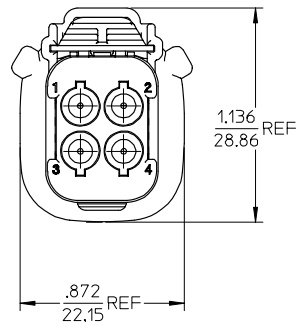
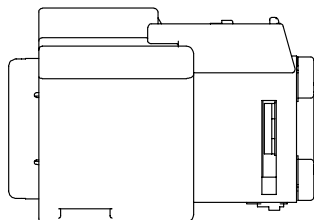
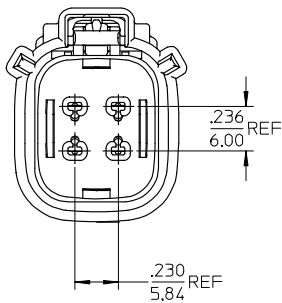


10 9 8 7 6 5 4 3 2 19418



①	194180019	4	16-14	NO
①	194180018	4	22-18	
	194180004	4	16-14	YES
	194180005	4	22-18	
	MATERIAL NUMBER	CIRCUIT SIZE	UL WIRE AWG	CPA

NOTES:

1. ASSEMBLY BULK PACKAGED PER PK-19417-001.
2. USE CONNECTOR WITH FEMALE CRIMP TERMINAL: SERIES 19420.

EC NO: ETC2005-0046 DRAWN BY: RICK 2004/08/31 CHECKED BY: JPAWLICK 2007/09/01 APPROVED BY: RDEROSS 2007/09/01 REV. DESCRIPTION	QUALITY SYMBOLS	GENERAL TOLERANCES (UNLESS SPECIFIED)	SCALE 2:1	DESIGN UNITS INCH	THIRD ANGLE PROJECTION	REVISE ON CAD ONLY															
	▽-0	<table border="1"> <tr> <td></td> <td>mm</td> <td>INCH</td> </tr> <tr> <td>4 PLACES</td> <td>± .005</td> <td>± .0005</td> </tr> <tr> <td>3 PLACES</td> <td>± .005</td> <td>± .0015</td> </tr> <tr> <td>2 PLACES</td> <td>± 0.38</td> <td>± .015</td> </tr> <tr> <td>1 PLACE</td> <td>± .005</td> <td>± .005</td> </tr> </table>		mm	INCH	4 PLACES	± .005	± .0005	3 PLACES	± .005	± .0015	2 PLACES	± 0.38	± .015	1 PLACE	± .005	± .005	DIMENSION STYLE IN/MM		TITLE 4 WAY RECEPTACLE ASSEMBLY	
		mm	INCH																		
	4 PLACES	± .005	± .0005																		
3 PLACES	± .005	± .0015																			
2 PLACES	± 0.38	± .015																			
1 PLACE	± .005	± .005																			
▽-0	ANGULAR ± 1°	DRAFT WHERE APPLICABLE MUST REMAIN WITHIN DIMENSIONS	DRAWN BY JPAWLICK	DATE 02/07/12	MOLEX INCORPORATED																
			CHECKED BY RDEROSS	DATE 02/07/13	MATERIAL NO. SEE CHART	DOCUMENT NO. SD-19418-001															
			APPROVED BY RDEROSS	DATE 02/07/13	SHEET NO. 1 OF 1																
			THIS DRAWING CONTAINS INFORMATION THAT IS PROPRIETARY TO MOLEX INCORPORATED AND SHOULD NOT BE USED WITHOUT WRITTEN PERMISSION																		

tb\_frame\_B rev. B1 2000/08/01

8 7 6 5 4 3 2 1