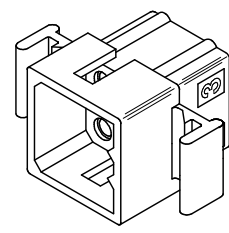
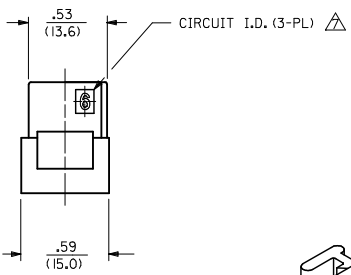
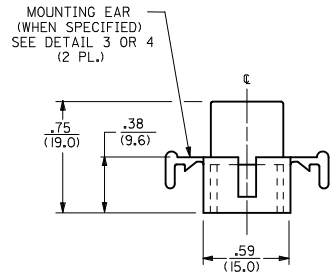
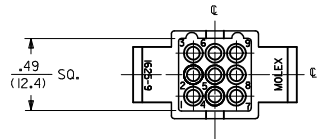
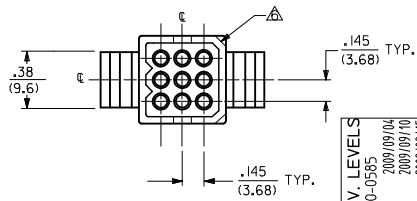


13 12 11 10 9 8 7 6 5 4 3 2 1



PLUG



3	S
2	S
1	S
SHT. REV.	

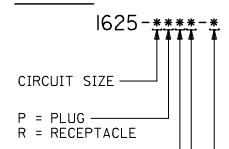
UPDATE REV. LEVELS EC NO. UCP200-0585 2009/09/04 DRAWN: BRENNES 2009/09/10 CHKD: BELL APPR: SMITH 2009/09/15	QUALITY SYMBOLS ▽=0 ▽=0	GENERAL TOLERANCES (UNLESS SPECIFIED)		DIMENSION STYLE IN/MM		SCALE 1:1	DESIGN UNITS INCH	THIRD ANGLE PROJECTION
		4 PLACES ±.005 ±.005	mm	INCH	DRAWN BY	DATE	TITLE	
		3 PLACES ±.010 ±.010			JJS	1988/02/05	.062/(1.57) HOUSINGS PLUG & RECEPTACLE 9 CKT., .145/(3.68) CTRS	
		2 PLACES ±0.25 ±.014			CHECKED BY	DATE		
1 PLACE ±0.36 ±.014			RW	1988/02/05				
ANGULAR ±1/2°		DRAFT WHERE APPLICABLE MUST REMAIN WITHIN DIMENSIONS		SEE CHART		DOCUMENT NO. SD-1625-9*		SHEET NO. 1 OF 3
				MATERIAL NO.		MOLEX INCORPORATED		
				SIZE C		THIS DRAWING CONTAINS INFORMATION THAT IS PROPRIETARY TO MOLEX INCORPORATED AND SHOULD NOT BE USED WITHOUT WRITTEN PERMISSION		

12 11 10 9 8 7 6 5 4 3 2 1

PLUG	
PART NO.	ENG. NO.
03-06-2091	I625-9P
03-06-2092	I625-9P1
23-06-2091	I625-9P-C
23-06-2092	I625-9P1-C
04-06-6091	I625-9P1-B
03-06-7091	I625-9PBK
03-06-7092	I625-9P1BK
	OBSELETE

RECEPTACLE	
PART NO.	ENG. NO.
03-06-1091	I625-9R
03-06-1092	I625-9R1
23-06-1091	I625-9R-C
23-06-1092	I625-9R1-C
03-06-6091	I625-9RBK
03-06-6092	I625-9R1BK
50-36-1871	I625-9R4
50-36-1872	I625-9R4-C

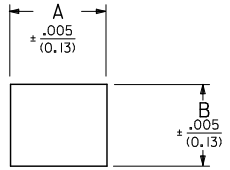
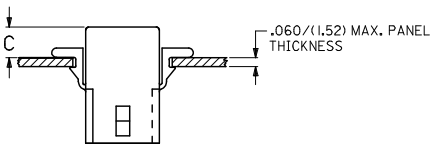
LEGEND:



MOUNTING EAR & DETENT COMBINATIONS:
 BLANK=PLUG OR RECEPTACLE WITH STANDARD EARS
 1=PLUG OR RECEPTACLE WITHOUT EARS
 4=PLUG OR RECEPTACLE WITH PREBENT EARS

BLANK = NATURAL COLOR
 AM = AMBER BK = BLACK BU = BLUE
 BN = BROWN GY = GRAY GN = GREEN
 OR = ORANGE RD = RED YW = YELLOW

MATERIAL: A=MATERIAL CODE A
 B=MATERIAL CODE B
 C=MATERIAL CODE C

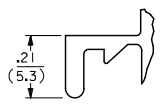


RECEP.	.650 (16.51)	.552 (14.02)	.21 (5.3)	.22 (5.6)
PLUG	.752 (19.10)	.615 (15.62)	.20 (5.1)	.21 (5.3)
PART	DIM. A	DIM. B	DIM. C (STANDARD EAR)	DIM. C (PREBENT EAR)

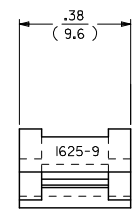
RECOMMENDED HOLE PATTERN

NOTES:

- MATERIAL CODES:
 A-NYLON TYPE 6/6, 94V-2
 B-NYLON TYPE 6/6, 94V-0
 C-POLYPROPYLENE, 94V-0
 - FINISH: NONE
 - PRODUCT SPECIFICATION: PS-02-06
 - PACKAGING SPECIFICATION: PK-1625-001
 - HOUSINGS OF USE WITH MOLEX .062 DIAMETER TERMINALS.
- △ SOME PARTS MAY HAVE THIS CORNER CHAMFERED.
- △ ETCHED CIRCUIT I.D. NUMBERS ON HOUSING MAY OR MAY NOT BE PRESENT.
- PARTS CONFORM TO CLASS B REQUIREMENTS OF COSMETIC SPECIFICATION PS-45499-002.



DETAIL 3
STANDARD MOUNTING EAR
(SCALE 4:1)



DETAIL 4
PREBENT MOUNTING EAR
(SCALE 4:1)

RE-INSTATE 1625-9R EC NO. UCP2010-0585 DRAWN: BRENNES 2009/09/04 CHKD: BELL 2009/09/10 APPR: SMITH 2009/09/15	QUALITY SYMBOLS ▽=0 ▽=0	GENERAL TOLERANCES (UNLESS SPECIFIED)		DIMENSION STYLE IN/MM		SCALE 1:1	DESIGN UNITS INCH	THIRD ANGLE PROJECTION
		4 PLACES ±--- ±---	mm INCH	DRAWN BY JJS DATE 1988/02/12	TITLE .062/(157) HOUSINGS, PLUG AND RECEPTACLE, 9 CKT., .145/(3.68) CTRS			
		3 PLACES ±--- ±.010		CHECKED BY RW DATE 1988/02/12	MOLEX INCORPORATED			
		2 PLACES ±0.25 ±.014 1 PLACE ±0.36 ±--- ANGULAR ± 1°		APPROVED BY RAS DATE 1988/02/12	MATERIAL NO. SD-1625-9* DOCUMENT NO. SHEET NO. 3 OF 3			
DRAFT WHERE APPLICABLE MUST REMAIN WITHIN DIMENSIONS		SEE CHART		THIS DRAWING CONTAINS INFORMATION THAT IS PROPRIETARY TO MOLEX INCORPORATED AND SHOULD NOT BE USED WITHOUT WRITTEN PERMISSION				