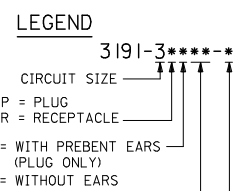


13 12 11 10 9 8 7 6 5 4 3 2 1

PLUG	
PART NO.	ENG. NO.
I9-09-2038	3191-3P
I9-09-2039	3191-3PI
I9-09-2037	3191-3P-201
I9-09-2036	3191-3PI-201
I9-09-1038	3191-3PIRD OBSOLETE
I9-09-3032	3191-3PRD OBSOLETE
I9-09-3033	3191-3PBU

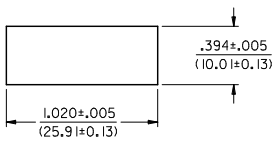
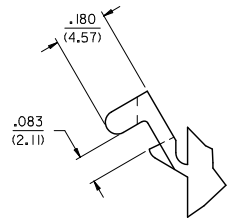
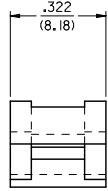
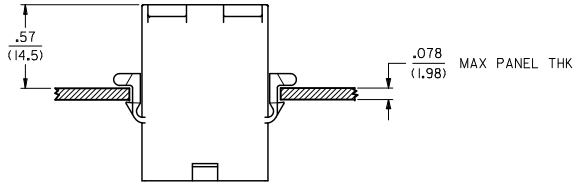
RECEPTACLE	
PART NO.	ENG. NO.
I9-09-1039	3191-3R1
I9-09-1036	3191-3R1-201
I9-09-3030	3191-3IRD OBSOLETE
I9-09-5039	3191-3R1-2



- NOTES:**
1. MATERIAL: SEE LEGEND
  2. FINISH: NONE
  3. PRODUCT SPECIFICATION: PS-02-08
  4. PACKAGING SPECIFICATION: PK-3191-001
  5. PARTS CONFORM TO CLASS B REQUIREMENTS OF COSMETIC SPECIFICATION PS-45499-002.

**COLOR:** BLANK = NATURAL COLOR  
 AM=AMBER BK=BLACK BU=BLUE  
 BN=BROWN GY=GRAY GN=GREEN  
 OR=ORANGE RD=RED YW=YELLOW  
 COLORS AVAILABLE ONLY IN 94V-2 MATERIAL

**MATERIAL:** BLANK=NYLON TYPE 6/6,94V-2  
 2 = NYLON TYPE PA66, 94V-0  
 201=NYLON TYPE 6/6, 94V-0



RECOMMENDED HOLE CUTOUT

**DETAIL "A"**  
 PREBENT MOUNTING EAR  
 (SCALE 4:1)

ADD P/N 3191-3R1-2 EC NO. UCP2010-0933 DRWN:IRENES 2009/11/11 CHKD:JBELL 2009/12/08 APPR:ESMITH 2009/12/08	QUALITY SYMBOLS 	GENERAL TOLERANCES (UNLESS SPECIFIED)		DIMENSION STYLE IN/MM		SCALE 1:1	DESIGN UNITS INCH	THIRD ANGLE PROJECTION
		4 PLACES ±.010 ±.015 3 PLACES ±.010 ±.015 2 PLACES ±.025 ±.015 1 PLACE ±0.38 ±.015	mm INCH GWC DATE 1996/01/08 CHECKED BY DATE RW 1996/01/08 APPROVED BY DATE RAS 1996/01/08	TITLE .093/(2.36) HOUSINGS, PLUG AND RECEPTACLE, 3 CKT .264/(6.71) CTRS.				
		ANGULAR ±1/2°		MATERIAL NO. DOCUMENT NO. SHEET NO. SEE CHART SD-3191-3* 3 OF 3				
		DRAFT WHERE APPLICABLE MUST REMAIN WITHIN DIMENSIONS		THIS DRAWING CONTAINS INFORMATION THAT IS PROPRIETARY TO MOLEX INCORPORATED AND SHOULD NOT BE USED WITHOUT WRITTEN PERMISSION				

12 11 10 9 8 7 6 5 4 3 2 1