THIS DRAWING IS UNPUBLISHED. RELEASED FOR PUBLICATION
© COPYRIGHT - By - ALL RIGHTS RESERVED.

LOC	DIST	REVISIONS				
CM	00	P	LTR	DESCRIPTION	DATE	DWN	APVD
			B2	REVISED PER ECO-11-004917	11MAR11	RK	HMR

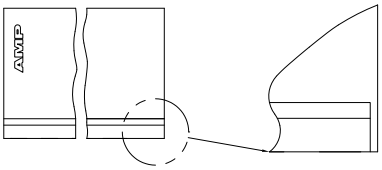

SCALE 10:1

1 UNIT ACCEPTS 1.14 [.045] SQUARE OR ROUND POST.

2 UNIT ACCEPTS STANDARD SL-156 CONTACTS.

3 UNIT ACCEPTS KEYING PLUG 640254-1 AND KEYING PIN 640255-1.

4 CIRCUIT I.D. NUMBER(S),TO BE LOCATED SEQUENTIALLY AS SHOWN.

5 DIMENSIONS IN BRACKETS ARE IN INCHES.

6 OPTIONAL CONSTRUCTION (BOTH CORNERS) UP TO 0.38[.015] FOR P/N -1 THRU -5,UP TO 1.27[.050] FOR P/N -6 THRU 2--4.

7 ACCEPTS UP TO .110 INCH INSULATION WIRE.

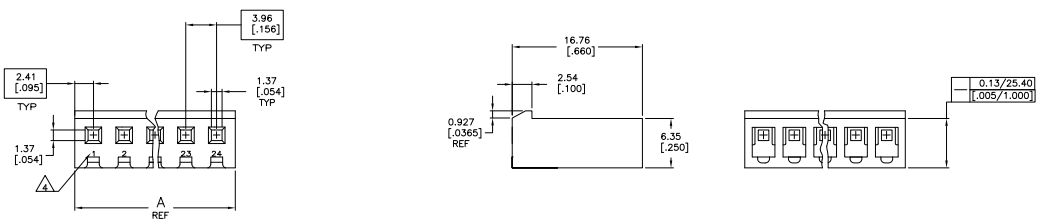

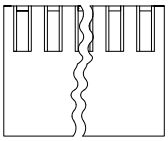

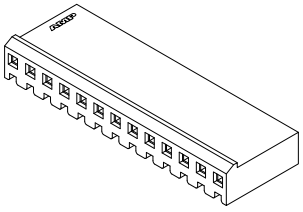

3-DIMENSIONAL MODEL
NTS

DIM A		NO. OF CIRCUITS	PART
95.96	[3.778]	24	2-647401-4
92.00	[3.622]	23	2-647401-3
88.04	[3.466]	22	2-647401-2
84.07	[3.310]	21	2-647401-1
80.11	[3.154]	20	2-647401-0
76.15	[2.998]	19	1-647401-9
72.19	[2.842]	18	1-647401-8
68.22	[2.686]	17	1-647401-7
64.26	[2.530]	16	1-647401-6
60.30	[2.374]	15	1-647401-5
56.34	[2.218]	14	1-647401-4
52.37	[2.062]	13	1-647401-3
48.41	[1.906]	12	1-647401-2
44.45	[1.750]	11	1-647401-1
40.49	[1.594]	10	1-647401-0
36.53	[1.438]	9	647401-9
32.56	[1.282]	8	647401-8
28.60	[1.126]	7	647401-7
24.64	[.970]	6	647401-6
20.68	[.814]	5	647401-5
16.71	[.658]	4	647401-4
12.75	[.502]	3	647401-3
8.79	[.346]	2	647401-2
4.83	[.190]	1	647401-1

THIS DRAWING IS A CONTROLLED DOCUMENT.

DIMENSIONS: mm [INCHES]

TOLERANCES UNLESS OTHERWISE SPECIFIED:
0 PLC ± -
1 PLC ± -
2 PLC ± -
3 PLC ± 0.13 [.005]
4 PLC ± -
ANGLES ± 0°30'

MATERIAL NYLON,UL94V-0,NAT

FINISH -

DWN L McEACHIN 20MAR00
CHK J. ELLIS 20MAR00
APVD J. ELLIS 20MAR00
PRODUCT SPEC -
APPLICATION SPEC -
WEIGHT -

TE Connectivity

NAME HOUSING WITH LOCKING RAMP, SL-156, FOR LARGE WIRE INSULATION

SIZE A1 | CAGE CODE 00779 | DRAWING NO C-647401 | RESTRICTED TO -

CUSTOMER DRAWING | SCALE 4:1 | SHEET 1 OF 1 | REV B2

4805 (3/11)

Downloaded from Elcodis.com electronic components distributor