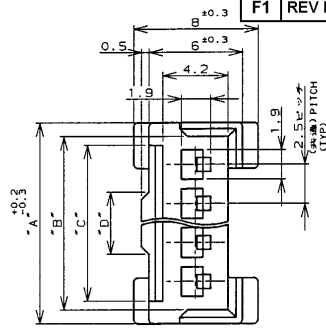
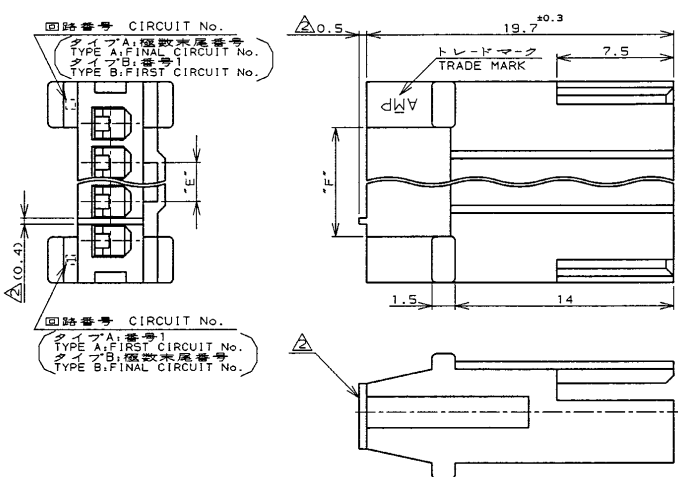


THIS DRAWING IS UNPUBLISHED. RELEASED FOR PUBLICATION .19  
 (C) COPYRIGHT 19 BY AMP INCORPORATED. ALL RIGHTS RESERVED.

REVISONS		DESCRIPTION	ECN	DATE	DWN	APVD
P	LYR					
F		再作成 REDRAWN W/CHANGE	FJ00-5116-96	8/1 '96	H.H.	ΔK
F1		REV PER ECO-10-000444		08JAN10	KK	AEG



2~6Pos.: AS SHOWN  
 2~6極品: 本図  
 (8, 10, 12極品は SHEET 2/2 を参照)  
 (8, 10, 12Pos. -SEE SHEET 2/2)

- NOTES:
- APPLICABLE CONTACT NUMBER:  
 170376 (AWG #20-#26)  
 170377 (AWG #26-#30)
- △ APPLY TO 2Pos. HOUSING ONLY.
- 注記
- 適用コンタクト型番: 170376 (AWG #20-#26)  
 170377 (AWG #26-#30)
- △ 2極品にのみ適用
- △ OBSOLETE PARTS: OBSOLETE CIS STREAMLINING PER D.RENAUD/D.SINISI

B (逆転) REVERSE TYPE	171880	(12)	↑	↑	15	16.1	17.9	6			4-	↑	-6	2-	↑	-6	↑	-6
		(9.5)				12.5	13.6	15.4	5				4-		-5	2-		-5
(7)				10	11.1	12.9	4				4-		-4	2-		-4		-4
(4.5)	2.5	4	7.5	8.6	10.4	3					4-		-3	2-		-3		-3
(2)	2	3.5	5	6.1	7.9	2					4-		-172212-2	2-		-172212-2		-172212-2
A (標準) STANDARD TYPE <th>171822</th> <th>(12)</th> <th>↑</th> <th>↑</th> <th>15</th> <th>16.1</th> <th>17.9</th> <th>6</th> <th></th> <th></th> <th>4-</th> <th>↑</th> <th>-6</th> <th>2-</th> <th>↑</th> <th>-6</th> <th>↑</th> <th>-6</th>	171822	(12)	↑	↑	15	16.1	17.9	6			4-	↑	-6	2-	↑	-6	↑	-6
(9.5)					12.5	13.6	15.4	5			4-		-5	2-		-5		-5
(7)					10	11.1	12.9	4			4-		-4	2-		-4		-4
(4.5)	2.5	4	7.5	8.6	10.4	3	8-	↑	-3	6-	↑	-3	4-		-3		-3	
(2)	2	3.5	5	6.1	7.9	2	8-	↑	-172211-2	6-	↑	-172211-2	4-		-172211-2	2-		-172211-2
回路番号 CIRCUIT No.	適合相手 MATING COUNTER タイプ	寸法 DIMENSIONS										極数 Pos.	赤色 RED	緑色 GREEN	青色 BLUE	黒色 BLACK	自然色 NATURAL	

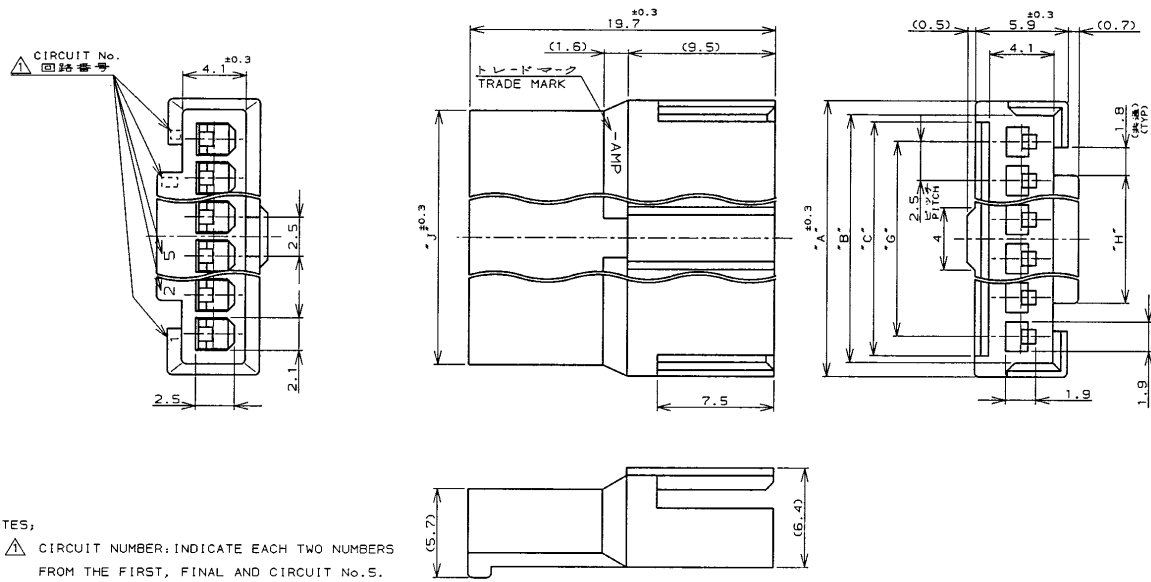
DIMENSIONS 単位: ㎜		TOLERANCES UNLESS OTHERWISE SPECIFIED 一般公差 10% ±0.2 30% ±0.25 100% ±0.3 ANGLES: ±3°		H. Hoshino 8/1 '96 S. Katsueki 8/1 '96 S. Katsueki 8/1 '96		<b>AMP</b> Kawasaki, Japan	
MATERIAL 材料 66ナイロン 66NYLON (UL94V-0)		FINISH 仕上げ 色: 表参照 COLOR: SEE TABLE		PRODUCT SPEC 製品規格 108-5118		NAME 名称 EI シリーズ コネクタ (電線対電線) EI SERIES CONNECTOR (Wier-to-Wire) フリーハンギングタイプ キャップハウジング FREE HANGING TYPE CAP HOUSING	
APPLICATION SPEC 取付適用規格 114-5035		WEIGHT 重量		SIZE 寸法 A3 00779		CAGE CODE 庫番 172211	
CUSTOMER DRAWING		SCALE 尺法 4-1		SHEET 枚数 1		REV 訂正 2 F1	

参考 図面

THIS DRAWING IS UNPUBLISHED. RELEASED FOR PUBLICATION .19  
 © COPYRIGHT 19 BY AMP INCORPORATED. ALL RIGHTS RESERVED.

LOC	DIST	REVISIONS				
P	LTR	DESCRIPTION	ECN	DATE	DWN	APVD
		SHEET 1/2	SEE SHEET 1/2			

8, 10, 12Pos.: AS SHOWN  
 8, 10, 12極品: 本図  
 (2-6極品はSHEET 1/2を参照)  
 (2-6Pos.-SEE SHEET 1/2)



- NOTES:
- △ CIRCUIT NUMBER; INDICATE EACH TWO NUMBERS FROM THE FIRST, FINAL AND CIRCUIT No.5.
  - APPLICABLE CONTACT NUMBER:  
 170376 (AWG #20-#26)  
 170377 (AWG #26-#30)
  - MATING COUNTER PARTS NUMBER: 171822

- 注記:
- △ 回路番号は表示は1, 2, 5及び最終番号(極数)とその1番前の番号のみ。
  - 適用コンタクト型番: 170376 (AWG #20-#26)  
 170377 (AWG #26-#30)
  - 嵌合相手リセハウジング型番: 171822

色	21.3	13.2	17.5	20	20.9	22.7	8	2-	-8	
BLACK	21.3	13.2	17.5	20	20.9	22.7	8	2-	-8	
自然色	31.3	23.2	27.5	30	30.9	32.7	12	1-	-2	
NATURAL	26.3	18.2	22.5	25	25.9	27.7	10	1-	-0	
ハウジング色	21.3	13.2	17.5	20	20.9	22.7	8	172211-B		
HOUSING COLOR	"J"	"H"	"G"	"C"	"B"	"A"	極数	型番	Pos.	PARTS No.

THIS DRAWING IS A CONTROLLED DOCUMENT FOR AMP INCORPORATED. IF IT IS SUBJECT TO CHANGE AND THE CONTROLLING ENGINEERING ORGANIZATION SHOULD BE CONTACTED FOR THE LATEST REVISION.

AMP  
 Kawasaki, Japan

EI シリーズ コネクタ (電線対電線)  
 EI SERISE CONNECTOR (Wire-to-Wire)  
 フリーハンギングタイプ キャップハウジング  
 FREE HANGING TYPE CAP HOUSING.

SIZE: A3 CAGE CODE: 00779 DRAWING NO: 172211  
 SCALE: 4-1 SHEET 2 OF 2 REV: F1

CUSTOMER DRAWING

参考図面