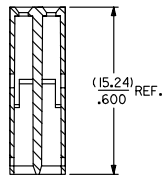
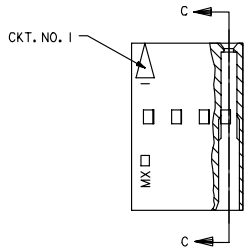
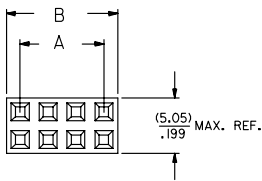


13 12 11 10 9 8 7 6 5 4 3 2 1

NOTES:

- 1) MATERIAL: G.F. POLYESTER
- 2) HOUSING TO BE USED WITH TERMINALS
PT. NO. 70058-**** & 70028-****
- 3) SEE CHART FOR CIRCUIT SIZES.
- 4) TO BE USED WITH (0.64)/.025 SQ. OR RD. PINS.
- 5) PARTS STACKABLE END AND SIDE BY
SIDE ON (2.54)/.100 CENTERS.
- 6) REFER TO PRODUCT SPECIFICATION PS-70058.
- 7) PACKAGE PER PK-70450-100.
- 8) PARTS CONFORM TO CLASS C OF COSMETIC
SPECIFICATION PS-45499-002.

-OPTION "A"-



SECTION C-C

CKT. SIZE	EDP. NO.	ENG. NO.	A	B
4	022-55-2041	70450-0001	(2.54)/.100	(5.05)/.199
6	022-55-2061	70450-0002	(5.08)/.200	(7.59)/.299
8	022-55-2081	70450-0003	(7.62)/.300	(10.13)/.399
10	022-55-2101	70450-0004	(10.16)/.400	(12.67)/.499
12	022-55-2121	70450-0005	(12.70)/.500	(15.21)/.599
14	022-55-2141	70450-0006	(15.24)/.600	(17.75)/.699
16	022-55-2161	70450-0007	(17.78)/.700	(20.29)/.799
18	022-55-2181	70450-0008	(20.32)/.800	(22.83)/.899
20	022-55-2201	70450-0009	(22.86)/.900	(25.37)/.999
22	022-55-2221	70450-0010	(25.40)/1.000	(27.91)/1.099
24	022-55-2241	70450-0011	(27.94)/1.100	(30.45)/1.199
26	022-55-2261	70450-0012	(30.48)/1.200	(32.99)/1.299
28	022-55-2281	70450-0013	(33.02)/1.300	(35.53)/1.399
30	022-55-2301	70450-0014	(35.56)/1.400	(38.07)/1.499
32	022-55-2321	70450-0015	(38.10)/1.500	(40.61)/1.599
34	022-55-2341	70450-0016	(40.64)/1.600	(43.15)/1.699
36	022-55-2361	70450-0017	(43.18)/1.700	(45.69)/1.799
38	022-55-2381	70450-0018	(45.72)/1.800	(48.23)/1.899
40	022-55-2401	70450-0019	(48.26)/1.900	(50.77)/1.999
42	022-55-2421	70450-0020	(50.80)/2.000	(53.31)/2.099
44	022-55-2441	70450-0021	(53.34)/2.100	(55.85)/2.199
46	022-55-2461	70450-0022	(55.88)/2.200	(58.39)/2.299
48	022-55-2481	70450-0023	(58.42)/2.300	(60.93)/2.399
50	022-55-2501	70450-0024	(60.96)/2.400	(63.47)/2.499
52	022-55-2521	70450-0025	(63.50)/2.500	(66.01)/2.599
54	022-55-2541	70450-0026	(66.04)/2.600	(68.55)/2.699

ADD COSMETIC SPEC EC NO. UCP2007-2009 DRWNSMORGAN 2007/02/23 CHKRSIBARRA 2007/02/23 APPR:SHILLER 2007/02/27	QUALITY SYMBOLS ▽=0 ▽=0	GENERAL TOLERANCES (UNLESS SPECIFIED) <table border="1"> <thead> <tr> <th></th> <th>mm</th> <th>INCH</th> </tr> </thead> <tbody> <tr> <td>4 PLACES</td> <td>± .010</td> <td>± .0004</td> </tr> <tr> <td>3 PLACES</td> <td>± .015</td> <td>± .0006</td> </tr> <tr> <td>2 PLACES</td> <td>± .025</td> <td>± .0010</td> </tr> <tr> <td>1 PLACE</td> <td>± 0.35</td> <td>± .0138</td> </tr> <tr> <td colspan="3">ANGULAR ±1/2°</td> </tr> </tbody> </table>		mm	INCH	4 PLACES	± .010	± .0004	3 PLACES	± .015	± .0006	2 PLACES	± .025	± .0010	1 PLACE	± 0.35	± .0138	ANGULAR ±1/2°			DIMENSION STYLE MM/IN	SCALE 4:1	DESIGN UNITS INCH	THIRD ANGLE PROJECTION
		mm	INCH																					
	4 PLACES	± .010	± .0004																					
	3 PLACES	± .015	± .0006																					
2 PLACES	± .025	± .0010																						
1 PLACE	± 0.35	± .0138																						
ANGULAR ±1/2°																								
DRAWN BY M/JM	DATE 1986/10/22	TITLE HOUSING - CONNECTOR DUAL ROW (2.54)/100 GRID STACKABLE																						
CHECKED BY M/JM	DATE 1986/10/22	MOLEX INCORPORATED																						
APPROVED BY W/AZ	DATE 1986/10/22	MATERIAL NO. SEE CHART	DOCUMENT NO. SD-70450-0001-0026	SHEET NO. 1 OF 1	THIS DRAWING CONTAINS INFORMATION THAT IS PROPRIETARY TO MOLEX INCORPORATED AND SHOULD NOT BE USED WITHOUT WRITTEN PERMISSION																			

12 11 10 9 8 7 6 5 4 3 2 1