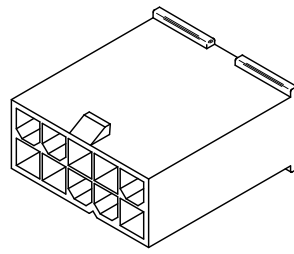
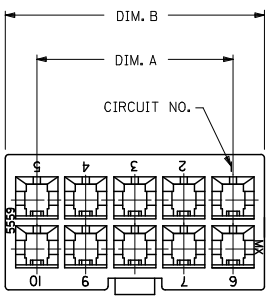
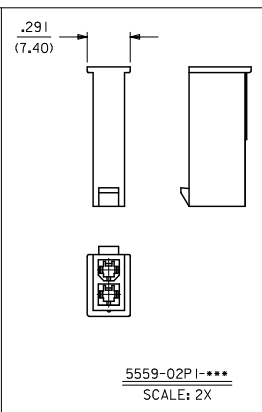
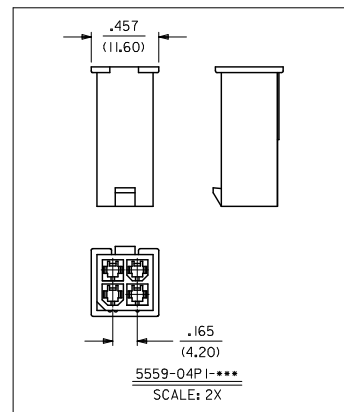
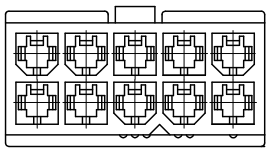
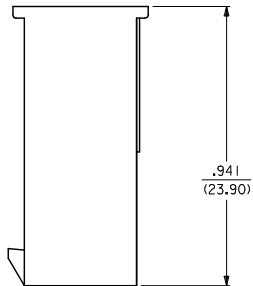
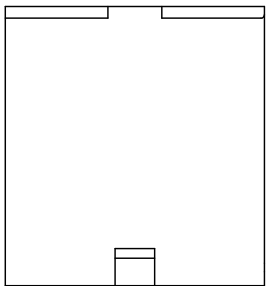


13 12 11 10 9 8 7 6 5 4 3 2 1



CKT. SIZE	DIM. A	DIM. B
6	.331 (8.40)	.543 (13.80)
8	.496 (12.60)	.709 (18.00)
10	.661 (16.80)	.874 (22.20)
12	.827 (21.00)	1.039 (26.40)
14	.992 (25.20)	1.205 (30.60)
16	1.157 (29.40)	1.370 (34.80)
18	1.323 (33.60)	1.535 (39.00)
20	1.488 (37.80)	1.701 (43.20)
22	1.654 (42.00)	1.866 (47.40)
24	1.819 (46.20)	2.031 (51.60)



- NOTES:
1. MATERIAL: BLANK-NYLON 6/6, UL 94V-2, COLOR: NATURAL
BL-NYLON 6/6, UL94V-2, COLOR: BLACK
210-NYLON 6/6, UL 94V-0, COLOR: NATURAL
220-NYLON 6/6, UL 94V-2, U.V. STABILIZED, COLOR: BLACK
 2. FINISH: N/A
 3. PRODUCT SPECIFICATION: PS-5556-001
 4. PACKAGING SPECIFICATION: SEE CHARTS
 5. THIS PART MATES WITH RECEPTACLE #5557
 6. THIS PART IS FOR USE WITH MOLEX MALE TERMINAL #5558-*

ADDED PK SPECS EC NO. UCP2009-0724 DRAWN: KLOSTERMAYER 2008/10/01 CHKD: BELL 2008/10/03 APPR: SMITH 2008/10/03	QUALITY SYMBOLS ▽=0 ▽=0	DESCRIPTION
--	-------------------------------	-------------

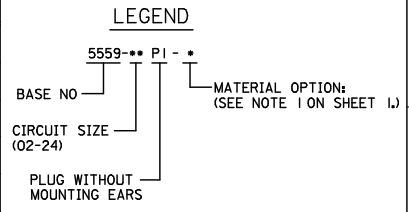
GENERAL TOLERANCES (UNLESS SPECIFIED)	
mm	INCH
4 PLACES ±.005	±.001
3 PLACES ±.005	±.015
2 PLACES ±0.38	±.005
1 PLACE ±.005	±.005
ANGULAR ±1/2°	

DIMENSION STYLE	
IN/MM	DATE
DRAWN BY	DATE
RJF	1989/09/22
CHECKED BY	DATE
BAP	1989/09/22
APPROVED BY	DATE
RUS	1989/09/22
MATERIAL NO.	DOCUMENT NO.
SEE CHART	SD-5559-NP1*

SCALE 4:1	DESIGN UNITS METRIC	THIRD ANGLE PROJECTION
TITLE MINI FIT JR SERIES PLUG W/O MTG. EARS		
MOLEX INCORPORATED		
DOCUMENT NO. SD-5559-NP1*		SHEET NO. 1 OF 2
THIS DRAWING CONTAINS INFORMATION THAT IS PROPRIETARY TO MOLEX INCORPORATED AND SHOULD NOT BE USED WITHOUT WRITTEN PERMISSION		

12 11 10 9 8 7 6 5 4 3 2 1

13	12	11	10	9	8	7	6	5	4	3	2	1
PART NUMBER	ENG. NUMBER	CIRCUIT SIZE	MATERIAL	PACKAGING SPECIFICATION	PART NUMBER	ENG. NUMBER	CIRCUIT SIZE	MATERIAL	PACKAGING SPECIFICATION			
39-01-3023	5559-02P1	2	94V-2	PK-5559-002	39-01-3029	5559-02P1-210	2	94V-0	PK-5559-002			
39-01-3043	5559-04P1	4	94V-2	BULK	39-01-3049	5559-04P1-210	4	94V-0	BULK			
39-01-3063	5559-06P1	6	94V-2	BULK	39-01-3069	5559-06P1-210	6	94V-0	BULK			
39-01-3083	5559-08P1	8	94V-2	BULK	39-01-3089	5559-08P1-210	8	94V-0	BULK			
39-01-3103	5559-10P1	10	94V-2	BULK	39-01-3109	5559-10P1-210	10	94V-0	BULK			
39-01-3123	5559-12P1	12	94V-2	BULK	39-01-3129	5559-12P1-210	12	94V-0	BULK			
39-01-3143	5559-14P1	14	94V-2	BULK	39-01-3149	5559-14P1-210	14	94V-0	BULK			
39-01-3163	5559-16P1	16	94V-2	BULK	39-01-3169	5559-16P1-210	16	94V-0	BULK			
39-01-3183	5559-18P1	18	94V-2	BULK	39-01-3189	5559-18P1-210	18	94V-0	BULK			
39-01-3203	5559-20P1	20	94V-2	BULK	39-01-3209	5559-20P1-210	20	94V-0	BULK			
39-01-3223	5559-22P1	22	94V-2	BULK	39-01-3229	5559-22P1-210	22	94V-0	BULK			
39-01-3243	5559-24P1	24	94V-2	BULK	39-01-3249	5559-24P1-210	24	94V-0	BULK			



PART NUMBER	ENG. NUMBER	CIRCUIT SIZE	MATERIAL	PACKAGING SPECIFICATION
I5-04-6020	5559-02P1-220	2	94V-2, U.V. STABILIZED	PK-5559-002
NO E.D.P.	5559-04P1-220	4	94V-2, U.V. STABILIZED	BULK
NO E.D.P.	5559-06P1-220	6	94V-2, U.V. STABILIZED	BULK
NO E.D.P.	5559-08P1-220	8	94V-2, U.V. STABILIZED	BULK
NO E.D.P.	5559-10P1-220	10	94V-2, U.V. STABILIZED	BULK
NO E.D.P.	5559-12P1-220	12	94V-2, U.V. STABILIZED	BULK
NO E.D.P.	5559-14P1-220	14	94V-2, U.V. STABILIZED	BULK
NO E.D.P.	5559-16P1-220	16	94V-2, U.V. STABILIZED	BULK
NO E.D.P.	5559-18P1-220	18	94V-2, U.V. STABILIZED	BULK
NO E.D.P.	5559-20P1-220	20	94V-2, U.V. STABILIZED	BULK
NO E.D.P.	5559-22P1-220	22	94V-2, U.V. STABILIZED	BULK
NO E.D.P.	5559-24P1-220	24	94V-2, U.V. STABILIZED	BULK

PART NUMBER	ENG. NUMBER	CIRCUIT SIZE	MATERIAL	PACKAGING SPECIFICATION
39-01-3026	5559-02P1-BL	2	94V-2	PK-5559-002
39-01-3046	5559-04P1-BL	4	94V-2	BULK
39-01-3066	5559-06P1-BL	6	94V-2	BULK
39-01-3086	5559-08P1-BL	8	94V-2	BULK
39-01-3106	5559-10P1-BL	10	94V-2	BULK
39-01-3126	5559-12P1-BL	12	94V-2	BULK
39-01-3146	5559-14P1-BL	14	94V-2	BULK
39-01-3166	5559-16P1-BL	16	94V-2	BULK

ADDED PK SPECS EC NO. UCP2009-0724 DRAWN: KLOSTERMEIER 2008/10/01 CHKD: BELL 2008/10/03 APPR: SMITH 2008/10/03	QUALITY SYMBOLS ▽=0 ▽=0	GENERAL TOLERANCES (UNLESS SPECIFIED)		DIMENSION STYLE IN/MM		SCALE 1:1	DESIGN UNITS INCH	THIRD ANGLE PROJECTION	
		4 PLACES ±.005 ±.005	mm	INCH	DRAWN BY RJF	DATE 1989/09/22	TITLE MINI-FIT JR SERIES PLUG W/O MTG. EARS		
		3 PLACES ±.005 ±.005	DRAFT WHERE APPLICABLE MUST REMAIN WITHIN DIMENSIONS		CHECKED BY BAP	DATE 1989/09/22	MATERIAL NO. SD-5559-NP1*		
		2 PLACES ±.005 ±.015	SEE CHART		APPROVED BY ROS	DATE 1989/09/22	DOCUMENT NO. SHEET NO. 2 OF 2		
1 PLACE ±0.38 ±.005	ANGULAR ±1/2°		THIS DRAWING CONTAINS INFORMATION THAT IS PROPRIETARY TO MOLEX INCORPORATED AND SHOULD NOT BE USED WITHOUT WRITTEN PERMISSION						