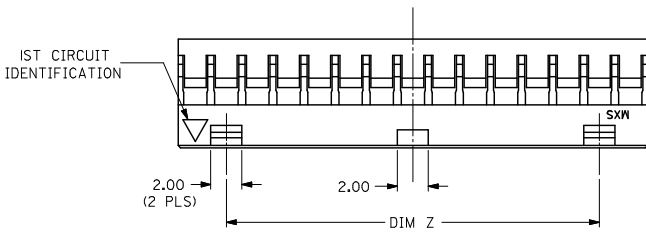


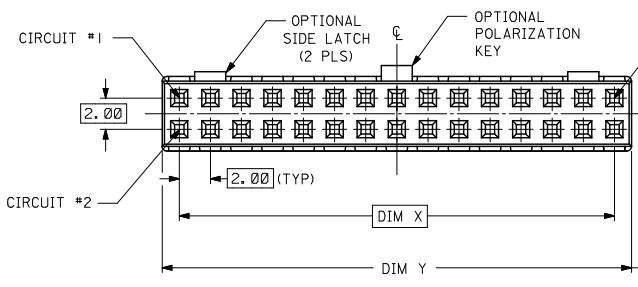
10 9 8 7 6 5 4 3 2 1



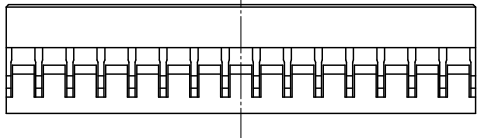
- NOTES:
1. MATERIAL: GLASS-FILLED POLYESTER UL RATED 94V-0
COLOR: BLACK
 2. PART TO BE USED WITH CRIMP TERMINAL
PART NUMBER 50394-8***.
 3. APPLICABLE WIRE RANGE: AWG #24 - #30.
 4. WIRE INSULATION RANGE: DIAMETER 1.40MM MAXIMUM.
 5. 30 CKT SHOWN FOR ILLUSTRATION ONLY.

PLS REFER TO PART 51110-***60 FOR CENTER LATCH OPTION.

PART NO.	CKT SIZE	DIM X	DIM Y	DIM Z
51110-045*	4	2.00	4.20	NA
51110-065*	6	4.00	6.20	NA
51110-085*	8	6.00	8.20	NA
51110-105*	10	8.00	10.20	NA
51110-125*	12	10.00	12.20	NA
51110-145*	14	12.00	14.20	8.00
51110-165*	16	14.00	16.20	10.00
51110-185*	18	16.00	18.20	12.00
51110-205*	20	18.00	20.20	14.00
51110-225*	22	20.00	22.20	16.00
51110-245*	24	22.00	24.20	18.00
51110-265*	26	24.00	26.20	20.00
51110-285*	28	26.00	28.20	22.00
51110-305*	30	28.00	30.20	24.00
51110-325*	32	30.00	32.20	26.00
51110-2252	22	20.00	22.20	NA



- PART NUMBER LEGEND:
- 51110-***5*
- CIRCUIT SIZE
- 0 - WITHOUT CENTER POLARIZATION KEY AND SIDE LATCH.
 - 1 - WITH CENTER POLARIZATION KEY AND SIDE LATCH. (14 TO 32 CIRCUITS ONLY) WITH CENTER POLARIZATION KEY ONLY. (8 TO 12 CIRCUITS ONLY)
 - 2 - WITH CENTER POLARIZATION KEY ONLY. (22 CIRCUITS ONLY)



PDR#C200905064
 EC NO: S2009-0969
 D: PORNWANG 2009/06/17
 CHKDATSEE 2009/06/29
 APPR:MLONG 2009/06/29

QUALITY SYMBOLS	GENERAL TOLERANCES (UNLESS SPECIFIED)		DIMENSION STYLE		SCALE	DESIGN UNITS	THIRD ANGLE PROJECTION
	mm	INCH	MM ONLY	DATE			
▽=0	4 PLACES ±---	±---	DRAWN BY	DATE	NTS	METRIC	2MM GRID, WIRE TO BOARD CONNECTOR, CRIMP RECEPT. HOUSING
▽=0	3 PLACES ±---	±---	SKTOH	1993/10/26			
	2 PLACES ±0.20	±---	CHECKED BY	DATE	MOLEX INCORPORATED	SD-51110-***5*	SHEET NO. 1 OF 1
	1 PLACE ±---	±---	EDPOH	1993/10/26			
	ANGULAR ± 3°		APPROVED BY	DATE	THIS DRAWING CONTAINS INFORMATION THAT IS PROPRIETARY TO MOLEX INCORPORATED AND SHOULD NOT BE USED WITHOUT WRITTEN PERMISSION		
	DRAFT WHERE APPLICABLE MUST REMAIN WITHIN DIMENSIONS		JMCHAN	1993/10/26			