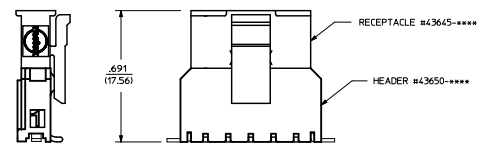


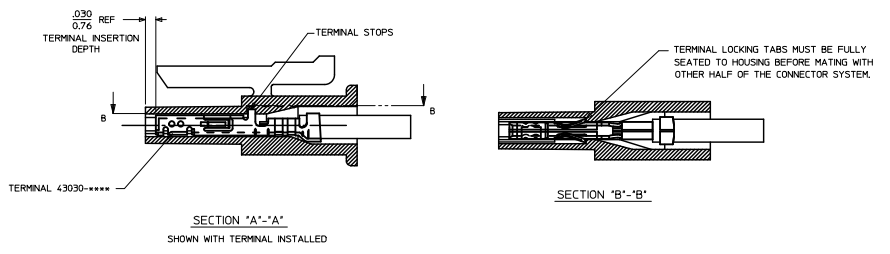
ITEM NUMBER	NUMBER OF CIRCUIT	DIM. 'A'	DIM. 'B'	MATERIAL
43645-0200	02	SEE DETAIL	.118/(3.00)	'B'
43645-0300	03	.388/(9.85)	.236/(6.00)	'A'
43645-0400	04	.506/(12.85)	.354/(9.00)	
43645-0500	05	.624/(15.85)	.472/(12.00)	
43645-0600	06	.742/(18.85)	.591/(15.00)	
43645-0700	07	.860/(21.85)	.709/(18.00)	
43645-0800	08	.978/(24.85)	.827/(21.00)	
43645-0900	09	1.096/(27.85)	.945/(24.00)	
43645-1000	10	1.215/(30.85)	1.063/(27.00)	
43645-1100	11	1.333/(33.85)	1.181/(30.00)	
43645-1200	12	1.451/(36.85)	1.299/(33.00)	

**(3-12 CIRCUIT HOUSING)**

**(2 CIRCUIT HOUSING)**

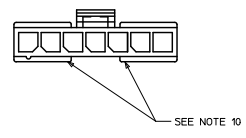


**MATED MICRO-FIT CONNECTOR**



**NOTES:**

- HOUSING MATERIAL:  
 'A' - UNFILLED POLYESTER, RATED UL 94V-0, COLOR IS BLACK.  
 'B' - UNFILLED NYLON 6, RATED UL 94V-0, HALOGEN-FREE AND IEC 60335-1, 4TH EDITION GLOW WIRE CAPABLE, COLOR IS BLACK.  
 \* MATERIAL 'B' PARTS ARE IDENTIFIED WITH A GREEN LABEL OR A GREEN DOT ON A WHITE LABEL, PART NUMBERS LISTED AS 'B' MATERIAL BUT MANUFACTURED PRIOR TO 8/30/2010 OR NOT CONTAINING THIS 'GREEN' IDENTIFICATION MAY BE MATERIAL 'A'.
- FINISH : N/A
- PRODUCT SPECIFICATION : PS-43650
- THIS RECEPTACLE ACCEPTS MOLEX MICRO FIT FEMALE CRIMP TERMINALS ONLY. SEE MOLEX DRAWING SD-43030-\*\*\*\* FOR SPECIFICATIONS.
- SEE SECTION 'A'-A' FOR TERMINAL ORIENTATION IN HOUSING.
- FOR OVERMOLDING PARAMETERS SEE ENGINEERING SPECIFICATION #SDS-43025-1000.
- THIS RECEPTACLE MATES WITH MOLEX PEB HEADER #3650 SERIES AND MOLEX PLUG #3640 SERIES (WIRE TO WIRE APPLICATIONS).
- SOME HOUSINGS MAY HAVE A SMALL GATE BLEMSH NEAR THE GATE LOCATION THAT DOES NOT AFFECT FUNCTIONALITY.
- MOLEX RECOMMENDS THE USE OF MICRO-FIT TEST PLUG, SERIES 44242-\*\*\*\* WHENEVER CONTINUITY TESTING IS PERFORMED. TEST PLUGS MUST NOT BE USED TO MAKE OR BREAK UNDER LOAD. MOLEX DOES NOT RECOMMEND USING STANDARD MATING COMPONENTS FOR HARNESS TESTING PURPOSES.
- THIS RIB IS DISCONTINUOUS ON CIRCUIT SIZES 7 THROUGH 12
- PART CONFORMS TO CLASS 'B' REQUIREMENTS OF COSMETIC SPECIFICATION PS-45499-002.



ADD NYLON MATL TO ALL PARTS PERMANENTLY FROM 2010/09/30 TO 2010/09/30 CHEMOSOLBEEK APPROVAL WITH	QUALITY SYMBOLS	GENERAL TOLERANCES (UNLESS SPECIFIED)	DISPENSE STYLE	SCALE	DESIGN UNITS	THIRD ANGLE PROJECTION
	▽=0	4 PLACES ± --- ± ---	mm INCH	IN/MM	4:1	METRIC
	▽=0	3 PLACES ± --- ± .010		DRAWN BY DATE		
	▽=0	2 PLACES ± 0.25 ± .014		CHECKED BY DATE		
	1 PLACE ± 0.55 ± ---		APPROVED BY DATE			
		ANGULAR ±1/2°				
		DRAFT WHERE APPLICABLE MUST REMAIN WITHIN DIMENSIONS				
		SEE CHART				
		THIS DRAWING CONTAINS INFORMATION THAT IS PROPRIETARY TO MOLEX INCORPORATED AND SHOULD NOT BE USED WITHOUT WRITTEN PERMISSION				

2 THRU 12 SINGLE ROW RECEPTACLE

MOLEX INCORPORATED

SDA-43645-\*\*\*\*

1 OF 1