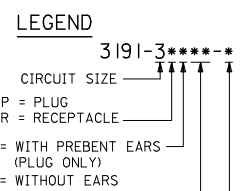


13 12 11 10 9 8 7 6 5 4 3 2 1

PLUG	
PART NO.	ENG. NO.
19-09-2038	3191-3P
19-09-2039	3191-3PI
19-09-2037	3191-3P-201
19-09-2036	3191-3PI-201
19-09-1038	3191-3PIRD OBSOLETE
19-09-3032	3191-3PRD OBSOLETE
19-09-3033	3191-3PBU

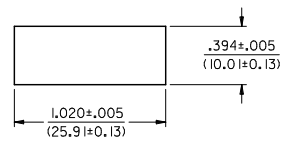
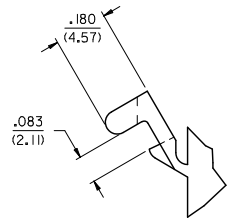
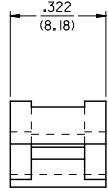
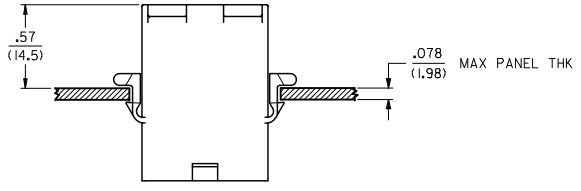
RECEPTACLE	
PART NO.	ENG. NO.
19-09-1039	3191-3R1
19-09-1036	3191-3R1-201
19-09-3030	3191-3IRD OBSOLETE
19-09-5039	3191-3R1-2



- NOTES:**
1. MATERIAL: SEE LEGEND
 2. FINISH: NONE
 3. PRODUCT SPECIFICATION: PS-02-08
 4. PACKAGING SPECIFICATION: PK-3191-001
 5. PARTS CONFORM TO CLASS B REQUIREMENTS OF COSMETIC SPECIFICATION PS-45499-002.

COLOR: BLANK = NATURAL COLOR
 AM=AMBER BK=BLACK BU=BLUE
 BN=BROWN GY=GRAY GN=GREEN
 OR=ORANGE RD=RED YW=YELLOW
 COLORS AVAILABLE ONLY IN 94V-2 MATERIAL

MATERIAL: BLANK=NYLON TYPE 6/6,94V-2
 2 = NYLON TYPE PA66, 94V-0
 201=NYLON TYPE 6/6, 94V-0



RECOMMENDED HOLE CUTOUT

DETAIL "A"
 PREBENT MOUNTING EAR
 (SCALE 4:1)

ADD P/N 3191-3R1-2 EC NO. UCP2010-0933 DRWN: RBENES 2009/11/11 CHKD: BELL 2009/12/08 APPR: ESMITH 2009/12/08	QUALITY SYMBOLS 	GENERAL TOLERANCES (UNLESS SPECIFIED)		DIMENSION STYLE IN/MM		SCALE 1:1	DESIGN UNITS INCH	THIRD ANGLE PROJECTION	
		4 PLACES ±.010 ±.015 3 PLACES ±.010 ±.015 2 PLACES ±.025 ±.015 1 PLACE ±0.38 ±.015	mm INCH ±.010 ±.015 ±.010 ±.015 ±.010 ±.015	DRAWN BY GWC	DATE 1996/01/08	TITLE .093/(2.36) HOUSINGS, PLUG AND RECEPTACLE, 3 CKT .264/(6.71) CTRS.			
		ANGULAR ±1/2°		CHECKED BY RW	DATE 1996/01/08	MOLEX INCORPORATED			
		DRAFT WHERE APPLICABLE MUST REMAIN WITHIN DIMENSIONS		APPROVED BY RAS	DATE 1996/01/08	MATERIAL NO. SEE CHART	DOCUMENT NO. SD-3191-3*	SHEET NO. 3 OF 3	

12 11 10 9 8 7 6 5 4 3 2 1