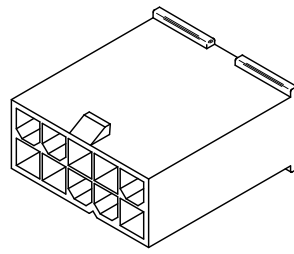
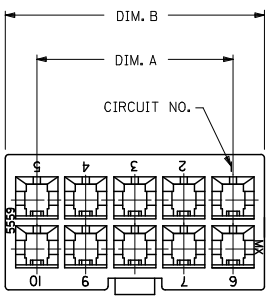
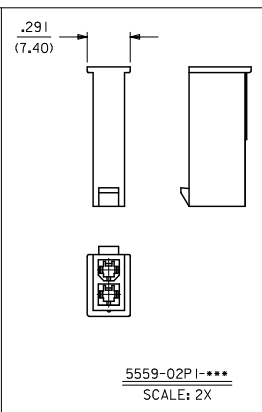
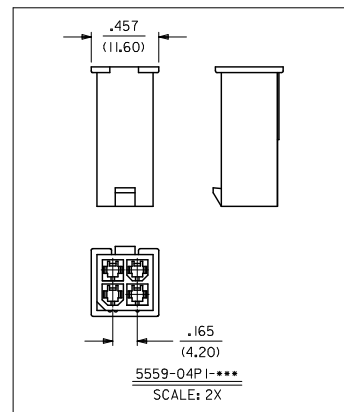
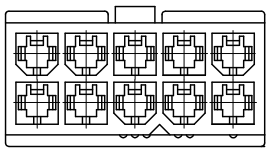
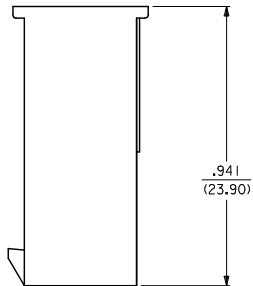
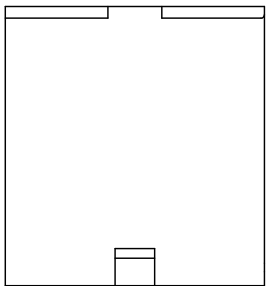


13 12 11 10 9 8 7 6 5 4 3 2 1



CKT. SIZE	DIM. A	DIM. B
6	.331 (8.40)	.543 (13.80)
8	.496 (12.60)	.709 (18.00)
10	.661 (16.80)	.874 (22.20)
12	.827 (21.00)	1.039 (26.40)
14	.992 (25.20)	1.205 (30.60)
16	1.157 (29.40)	1.370 (34.80)
18	1.323 (33.60)	1.535 (39.00)
20	1.488 (37.80)	1.701 (43.20)
22	1.654 (42.00)	1.866 (47.40)
24	1.819 (46.20)	2.031 (51.60)



- NOTES:
1. MATERIAL: BLANK-NYLON 6/6, UL 94V-2, COLOR: NATURAL
BL-NYLON 6/6, UL94V-2, COLOR: BLACK
210-NYLON 6/6, UL 94V-0, COLOR: NATURAL
220-NYLON 6/6, UL 94V-2, U.V. STABILIZED, COLOR: BLACK
 2. FINISH: N/A
 3. PRODUCT SPECIFICATION: PS-5556-001
 4. PACKAGING SPECIFICATION: SEE CHARTS
 5. THIS PART MATES WITH RECEPTACLE #5557
 6. THIS PART IS FOR USE WITH MOLEX MALE TERMINAL #5558-*

ADDED PK SPECS EC NO: UCP2009-0724 DRAWN: KLOSTERMEYER 2008/10/01 CHKD: BELL 2008/10/03 APPR: SMITH 2008/10/03	QUALITY SYMBOLS ▽=0 ▽=0	DESCRIPTION
--	-------------------------------	-------------

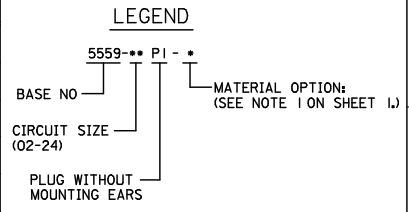
GENERAL TOLERANCES (UNLESS SPECIFIED)	
mm	INCH
4 PLACES ±.005	±.001
3 PLACES ±.003	±.001
2 PLACES ±0.38	±.015
1 PLACE ±.001	±.001
ANGULAR ±1/2°	

DIMENSION STYLE	
IN/MM	DATE
DRAWN BY	DATE
RJF	1989/09/22
CHECKED BY	DATE
BAP	1989/09/22
APPROVED BY	DATE
RUS	1989/09/22

SCALE 4:1	DESIGN UNITS METRIC	THIRD ANGLE PROJECTION
TITLE MINI FIT JR SERIES PLUG W/O MTG. EARS		
MATERIAL NO. SD-5559-NP1*		
DOCUMENT NO.		
MATERIAL NO. SD-5559-NP1*		SHEET NO. 1 OF 2

12 11 10 9 8 7 6 5 4 3 2 1

13	12	11	10	9	8	7	6	5	4	3	2	1
PART NUMBER	ENG. NUMBER	CIRCUIT SIZE	MATERIAL	PACKAGING SPECIFICATION	PART NUMBER	ENG. NUMBER	CIRCUIT SIZE	MATERIAL	PACKAGING SPECIFICATION			
39-01-3023	5559-02P I	2	94V-2	PK-5559-002	39-01-3029	5559-02P I-2 I0	2	94V-0	PK-5559-002			
39-01-3043	5559-04P I	4	94V-2	BULK	39-01-3049	5559-04P I-2 I0	4	94V-0	BULK			
39-01-3063	5559-06P I	6	94V-2	BULK	39-01-3069	5559-06P I-2 I0	6	94V-0	BULK			
39-01-3083	5559-08P I	8	94V-2	BULK	39-01-3089	5559-08P I-2 I0	8	94V-0	BULK			
39-01-3103	5559-10P I	10	94V-2	BULK	39-01-3109	5559-10P I-2 I0	10	94V-0	BULK			
39-01-3123	5559-12P I	12	94V-2	BULK	39-01-3129	5559-12P I-2 I0	12	94V-0	BULK			
39-01-3143	5559-14P I	14	94V-2	BULK	39-01-3149	5559-14P I-2 I0	14	94V-0	BULK			
39-01-3163	5559-16P I	16	94V-2	BULK	39-01-3169	5559-16P I-2 I0	16	94V-0	BULK			
39-01-3183	5559-18P I	18	94V-2	BULK	39-01-3189	5559-18P I-2 I0	18	94V-0	BULK			
39-01-3203	5559-20P I	20	94V-2	BULK	39-01-3209	5559-20P I-2 I0	20	94V-0	BULK			
39-01-3223	5559-22P I	22	94V-2	BULK	39-01-3229	5559-22P I-2 I0	22	94V-0	BULK			
39-01-3243	5559-24P I	24	94V-2	BULK	39-01-3249	5559-24P I-2 I0	24	94V-0	BULK			



PART NUMBER	ENG. NUMBER	CIRCUIT SIZE	MATERIAL	PACKAGING SPECIFICATION
I5-04-6020	5559-02P I-220	2	94V-2, U.V. STABILIZED	PK-5559-002
NO E.D.P.	5559-04P I-220	4	94V-2, U.V. STABILIZED	BULK
NO E.D.P.	5559-06P I-220	6	94V-2, U.V. STABILIZED	BULK
NO E.D.P.	5559-08P I-220	8	94V-2, U.V. STABILIZED	BULK
NO E.D.P.	5559-10P I-220	10	94V-2, U.V. STABILIZED	BULK
NO E.D.P.	5559-12P I-220	12	94V-2, U.V. STABILIZED	BULK
NO E.D.P.	5559-14P I-220	14	94V-2, U.V. STABILIZED	BULK
NO E.D.P.	5559-16P I-220	16	94V-2, U.V. STABILIZED	BULK
NO E.D.P.	5559-18P I-220	18	94V-2, U.V. STABILIZED	BULK
NO E.D.P.	5559-20P I-220	20	94V-2, U.V. STABILIZED	BULK
NO E.D.P.	5559-22P I-220	22	94V-2, U.V. STABILIZED	BULK
NO E.D.P.	5559-24P I-220	24	94V-2, U.V. STABILIZED	BULK

PART NUMBER	ENG. NUMBER	CIRCUIT SIZE	MATERIAL	PACKAGING SPECIFICATION
39-01-3026	5559-02P I-BL	2	94V-2	PK-5559-002
39-01-3046	5559-04P I-BL	4	94V-2	BULK
39-01-3066	5559-06P I-BL	6	94V-2	BULK
39-01-3086	5559-08P I-BL	8	94V-2	BULK
39-01-3106	5559-10P I-BL	10	94V-2	BULK
39-01-3126	5559-12P I-BL	12	94V-2	BULK
39-01-3146	5559-14P I-BL	14	94V-2	BULK
39-01-3166	5559-16P I-BL	16	94V-2	BULK

ADDED PK SPECS EC NO. UC2009-0724 DRAWN: KLOSTERMEIER 2008/10/01 CHKD: BELL 2008/10/03 APPR: SMITH 2008/10/03	QUALITY SYMBOLS	GENERAL TOLERANCES (UNLESS SPECIFIED)	DIMENSION STYLE	SCALE	DESIGN UNITS	THIRD ANGLE PROJECTION
	$\nabla=0$ $\nabla=0$	4 PLACES ±.005 ±.005 3 PLACES ±.005 ±.005 2 PLACES ±.015 ±.015 1 PLACE ±0.38 ±.005 ANGULAR ±1/2°	IN/MM DRAWN BY: R J F DATE: 1989/09/22 CHECKED BY: B A P DATE: 1989/09/22 APPROVED BY: R O S DATE: 1989/09/22	1:1	INCH	
	DESCRIPTION	DRAFT WHERE APPLICABLE MUST REMAIN WITHIN DIMENSIONS	SEE CHART	TITLE: MINI-FIT JR SERIES PLUG W/O MTG. EARS MOLEX INCORPORATED MATERIAL NO. SD-5559-NP1* DOCUMENT NO.		
	REV			SHEET NO. 2 OF 2 THIS DRAWING CONTAINS INFORMATION THAT IS PROPRIETARY TO MOLEX INCORPORATED AND SHOULD NOT BE USED WITHOUT WRITTEN PERMISSION		