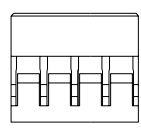
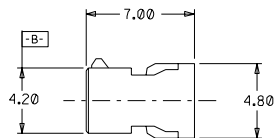
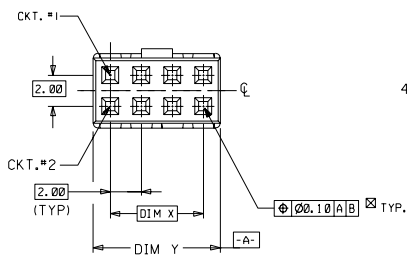
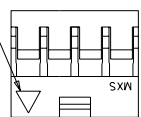


DWG. NO. SD 51110-***60
 CAD FILE S511060.DGN

8 7 6 5 4 3 2 1

PART NUMBER	CKT SIZE	DIM X	DIM Y
51110-0460	4	2.00	4.20
51110-0660	6	4.00	6.20
51110-0860	8	6.00	8.20
51110-1060	10	8.00	10.20
51110-1260	12	10.00	12.20

1ST CIRCUIT IDENTIFICATION



LEGEND:

51110 - **60
 └── CKT SIZE

NOTES:

- FOR ILLUSTRATION PURPOSES, 8 CKT SIZE HSG. IS SHOWN.
- PARTS TO BE USED WITH CRIMP TERMINAL PART NUMBER 50394-8***.
- APPLICABLE WIRE RANGE : AWG #24 - #30.
- WIRE INSULATION RANGE : DIAMETER 1.40MM MAXIMUM.

MM

DO NOT SCALE DRAWING

				MATERIAL : GLASS-FILLED POLYESTER UL RATED 94V-0 COLOR BLACK		MOLEX SINGAPORE PTE LTD SHEET OF	
				FINISH :		GENERAL TOLERANCES : 0.20/008 REV A	
A	REL PER PDR*95-04-0029	S60074	SEE JACK	950815	DWG. NO. SD 51110-***60		
I	PROPOSAL ONLY			950522	TITLE :		
LTR	REVISION RECORD	ECN	DR	DATE	DRAWN BY SEE 950815	CHK'D BY	2MM GRID, WIRE-TO-BOARD CONN. CRIMP RECEPTACLE HSG.
REVISE ONLY ON CAD SYSTEM					APPR'D BY	SCALE 4 : 1	

THIS DRAWING CONTAINS INFORMATION THAT IS PROPRIETARY TO MOLEX (S) PTE LTD AND SHOULD NOT BE USED WITHOUT WRITTEN PERMISSION