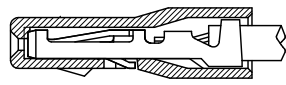
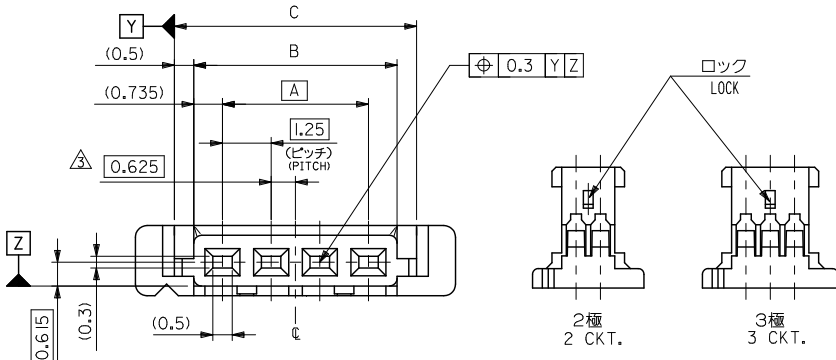


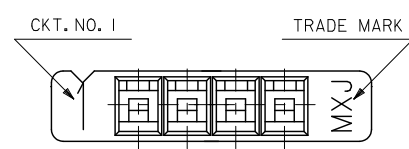
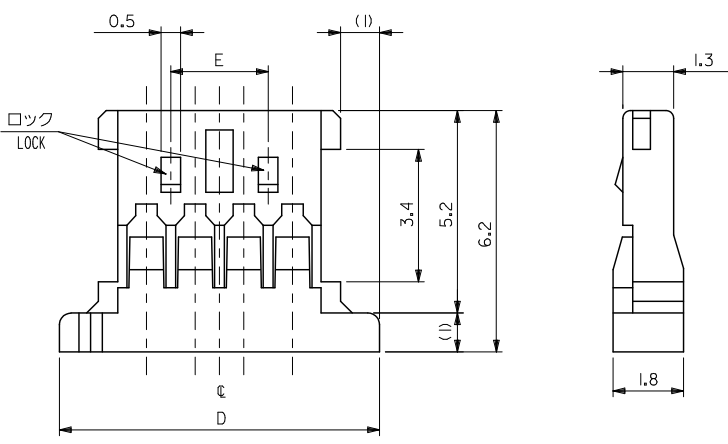
10 9 8 7 6 5 4 3 2 1



ターミナル装着状態図  
TERMINAL ASSEMBLY DRAWING

- 注記 NOTES
1. 嵌合相手: 53779-\*\*\*10, 53780-\*\*\*10  
MATES: 53779-\*\*\*10, 53780-\*\*\*10
  2. 適合ターミナル: 50641-8\*\*\*  
APPLICABLE TERMINAL: 50641-8\*\*\*
  3. 偶数極の製品に適用。  
APPLY EVEN CIRCUIT PRODUCTS.
  4. 材料: POLYAMIDE(PA), UL94V-0  
MATERIAL
  5. ELV及びRoHS 適合品  
ELV AND RoHS COMPLIANT

2極 2 CKT.  
3極 3 CKT.



22.50	28.22	26.22	25.22	23.75	51146-2000	20
21.25	26.97	24.97	23.97	22.50	-1900	19
20.00	25.72	23.72	22.72	21.25	-1800	18
18.75	24.47	22.47	21.47	20.00	-1700	17
17.50	23.22	21.22	20.22	18.75	-1600	16
16.25	21.97	19.97	18.97	17.50	-1500	15
15.00	20.72	18.72	17.72	16.25	-1400	14
13.75	19.47	17.47	16.47	15.00	-1300	13
12.50	18.22	16.22	15.22	13.75	-1200	12
11.25	16.97	14.97	13.97	12.50	-1100	11
10.00	15.72	13.72	12.72	11.25	-1000	10
8.75	14.47	12.47	11.47	10.00	-0900	9
7.50	13.22	11.22	10.22	8.75	-0800	8
6.25	11.97	9.97	8.97	7.50	-0700	7
5.00	10.72	8.72	7.72	6.25	-0600	6
3.75	9.47	7.47	6.47	5.00	-0500	5
2.50	8.22	6.22	5.22	3.75	-0400	4
	6.97	4.97	3.97	2.50	-0300	3
	5.72	3.72	2.72	1.25	51146-0200	2
E	D	C	B	A	PLASTIC BAG	極数
					ORDER No. オート番号	CIRCUITS

CONNECTOR SERIES No. 51146-\*\*\*00

REVISED EC NO: J2010-2234 DRAWN BY: Y. MIZUNO CHECKED BY: Y. MIZUNO APPROVED BY: M. FUKUSHIMA MATERIAL NO. DATE: 2010/05/13 DATE: 2010/05/14 DATE: 2010/06/04	GENERAL TOLERANCES (UNLESS SPECIFIED)		DIMENSION STYLE MM ONLY	SCALE 10:1	DESIGN UNITS METRIC	THIRD ANGLE PROJECTION
	10 UNDER	±0.2	DRAWN BY Y. MIZUNO	DATE '95/12/25	TITLE 1.25 WIRE TO BOARD CONN. HOUSING	
	10 OVER 30 UNDER	±0.25	CHECKED BY Y. MIZUNO	DATE '96/08/20	MOLEX INCORPORATED	
	30 OVER	±0.3	APPROVED BY M. FUKUSHIMA	DATE '96/08/20	DOCUMENT NO. SD-51146-001	SHEET NO. 1 OF 1
	ANGULAR ±3°	DRAFT WHERE APPLICABLE MUST REMAIN WITHIN DIMENSIONS	SEE TABLE	THIS DRAWING CONTAINS INFORMATION THAT IS PROPRIETARY TO MOLEX INCORPORATED AND SHOULD NOT BE USED WITHOUT WRITTEN PERMISSION		