

13 12 11 10 9 8 7 6 5 4 3 2 1

.187
(4.75)

7 ∇ CIRCUIT I.D.

MOUNTING EAR (2 PL)
(WHEN SPECIFIED)
SEE DETAIL 3 OR 4

.395
(10.03)

0.340
(8.64)

.145±.005
(3.68±0.13)

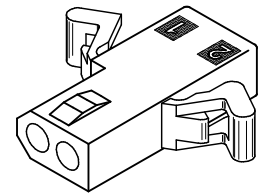
STANDARD
DETENT SHOWN.
OPTIONAL
POSITIVE LOCK
THIS SIDE ONLY
(SEE NOTE ∇)

0.233±.010
(5.92±0.25)

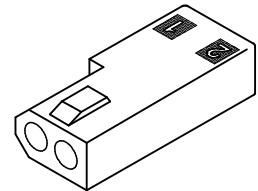
OPTIONAL POSITIVE LOCK
ONE SIDE ONLY
SCALE 4:1

.193
(4.90)

.812
(20.62)



RECEPTACLE HOUSING
(1625-2R2 SHOWN)



RECEPTACLE HOUSING
(1625-2R3 SHOWN)

UPDATE TITLE BLOCK EC NO. UCP2007-1980 DRAWN BY JJS 2007/04/13 CHECKED BY RW 2007/04/16 APPROVED BY RAS 2007/04/19	QUALITY SYMBOLS $\nabla=0$ $\nabla=0$	GENERAL TOLERANCES (UNLESS SPECIFIED)		DIMENSION STYLE IN/MM		SCALE 4:1	DESIGN UNITS INCH	THIRD ANGLE PROJECTION
		4 PLACES ±.007 ±.007	mm	INCH	DRAWN BY	DATE	TITLE	
		3 PLACES ±.018 ±.010			CHECKED BY	DATE	PLUG & RECEPTACLE 2 CIRCUIT HOUSINGS .062/(1.57) DIA.	
		2 PLACES ±0.25 ±.010			APPROVED BY	DATE	MATERIAL NO. SD-1625-2* DOCUMENT NO. SHEET NO. 2 OF 3	
1 PLACE ±0.25 ±.010			ANGULAR ± 1°					
DRAFT WHERE APPLICABLE MUST REMAIN WITHIN DIMENSIONS			SEE CHART		THIS DRAWING CONTAINS INFORMATION THAT IS PROPRIETARY TO MOLEX INCORPORATED AND SHOULD NOT BE USED WITHOUT WRITTEN PERMISSION			

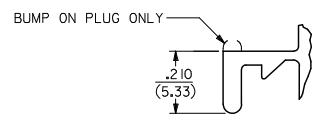
12 11 10 9 8 7 6 5 4 3 2 1

PLUG		RECEPTACLE	
PART NO.	ENG. NO.	PART NO.	ENG. NO.
03-06-7023	I625-2P1BK	03-06-6023	I625-2R1BK
03-06-2023	I625-2P1	03-06-1020	I625-2R3
03-06-7027	I625-2P2BK	03-06-1023	I625-2R1
03-06-2024	I625-2P2	03-06-1022	I625-2R2
		03-06-6025	I625-2R2RD
		03-06-6026	I625-2R2GN
		03-06-6027	I625-2R2BU
		03-06-6022	I625-2R2BK
		03-06-6028	I625-2R1BU
			OBSOLETE
			OBSOLETE
			OBSOLETE
			OBSOLETE
			OBSOLETE
			OBSOLETE

RECEPTACLE LEGEND:
 I625-2R**
 CIRCUIT SIZE
 R = RECEPTACLE

BLANK = WITH STANDARD MOUNTING EARS; WITH DETENTS
 1 = WITHOUT MOUNTING EARS; WITH DETENTS
 2 = WITH PREBENT MOUNTING EARS; WITH DETENTS
 3 = W/O MOUNTING EARS, WITH POSITIVE LOCK

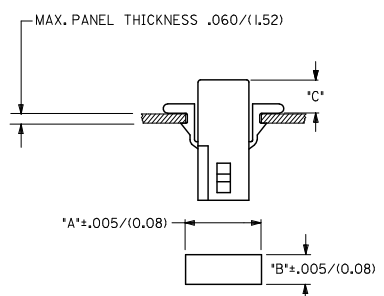
BLANK = NATURAL
 AM=AMBER BK=BLACK BU=BLUE
 BN=BROWN CY=GRAY GN=GREEN
 OR=ORANGE RD=RED YW=YELLOW



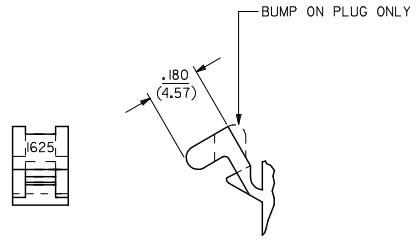
PLUG LEGEND:
 I625-2P**
 CIRCUIT SIZE
 P = PLUG

1 = WITHOUT MOUNTING EARS
 2 = WITH PREBENT MOUNTING EARS
 3 = W/O MOUNTING EARS, WITH POSITIVE LOCK

BLANK = NATURAL
 AM=AMBER BK=BLACK BU=BLUE
 BN=BROWN CY=GRAY GN=GREEN
 OR=ORANGE RD=RED YW=YELLOW



HOUSING	DIM. 'A'	DIM. 'B'	PREBENT EAR DIM. 'C'	STD. EAR DIM. 'C'
PLUG	.609 (15.47)	.318 (8.08)	.24 (6.0)	.24 (6.1)
RECEPTACLE	.505 (12.83)	.265 (6.73)	.25 (6.4)	.25 (6.4)



- NOTES:
- MATERIAL - NYLON TYPE 6/6, 94V-2
 - FINISH: NONE
 - PRODUCT SPECIFICATION: PS-02-06
 - PACKAGING SPECIFICATION: PK-1625-001
 - POSITIVE LOCK VERSION REQUIRES USE OF A SCREWDRIVER OR SIMILAR TOOL TO LIFT SHROUD ON PLUG HOUSING IN ORDER TO UNMATE RECEPTACLE HOUSINGS
 - HOUSINGS FOR USE WITH MOLEX .062/(1.57) DIA. SERIES TERMINALS.
 - CIRCUIT I.D. NUMBERS ON SIDE OF HOUSING APPEAR ON PARTS FROM TOOLS BUILT AFTER 07/01/1991.
 - THIS PART CONFORMS TO CLASS B REQUIREMENTS OF COSMETIC SPECIFICATION PS-45499-002.

UPDATE NOTES EC NO. UCP2007-1980 DRAWN BY JJS CHECKED BY RW APPROVED BY RAS DATE 2007/04/13 DATE 2007/04/16 DATE 2007/04/19	QUALITY SYMBOLS ◻=0 ◻=0	GENERAL TOLERANCES (UNLESS SPECIFIED)		DIMENSION STYLE IN/MM		SCALE 2:1	DESIGN UNITS INCH	THIRD ANGLE PROJECTION	
		4 PLACES ±.007 ±.007 3 PLACES ±.018 ±.010 2 PLACES ±0.25 ±.007 1 PLACE ±0.25 ±.007	mm INCH ±.007 ±.007 ±.018 ±.010 ±0.25 ±.007	DRAWN BY JJS CHECKED BY RW APPROVED BY RAS	DATE 1988/04/14 DATE 1988/04/14 DATE 1988/04/14	TITLE PLUG & RECEPTACLE 2 CIRCUIT HOUSINGS .062(1.57)DIA.			
		ANGULAR ± 1°		MATERIAL NO. SD-1625-2* DOCUMENT NO.		MOLEX INCORPORATED			
		DRAFT WHERE APPLICABLE MUST REMAIN WITHIN DIMENSIONS		SEE CHART		SHEET NO. 3 OF 3			