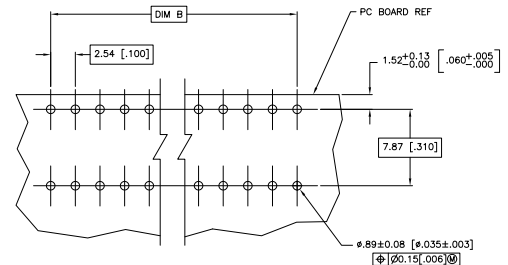
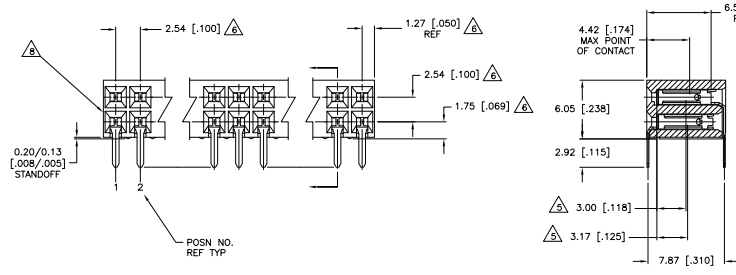
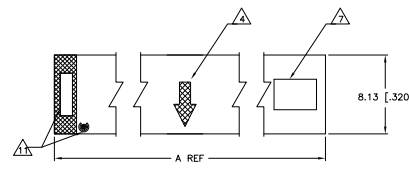


THIS DRAWING IS UNAPPROVED FOR PRODUCTION
 © 2008 BY TYS ELECTRONICS CORPORATION ALL DIMENSIONS SHOWN ARE IN MILLIMETERS UNLESS OTHERWISE SPECIFIED

REV	DATE	DESCRIPTION	BY	CHK	APP
AD	00	REVISED PER ECO-10-028022			



RECOMMENDED PC BOARD LAYOUT

- △ HOUSING MATERIAL: GLASS FILLED POLYESTER, COLOR- BLACK
- △ CONTACT MATERIAL: PHOSPHOR BRONZE
- △ CONTACT FINISH: 0.00025[0.00010] THK DUPLEX PLATED GOLD ON CONTACT AREA, 0.00127[0.00050] MIN THK BRIGHT TIN-LEAD ON SOLDERLEADS, ALL OVER 0.00127[0.00050] NICKEL.
- △ MOLDED IN ARROW DESIGNATES THE MATING FACE OF THE CONNECTOR
- △ POINT OF MEASUREMENT FOR PLATING THICKNESS OF CONTACT AREA
- △ DIMENSIONS PERTAIN TO HOUSING CAVITY CENTERLINES
- △ DATE CODE AND PART NUMBER MARKED IN APPROXIMATE LOCATION SHOWN.
- △ ALTERNATE LOCATION FOR DATE CODE FOR 4 AND 6 POSITION.
- △ NO PART NUMBER MARKING REQUIRED FOR THIS PART.
- △ OBSOLETE PARTS: OBSOLETE CIS STREAMLINING PER D.RENAUD/D.SINISI
- △ TE LOGO AND CSA LOGO ARE MOLDED INTO HOUSING, THIS LOCATION.

162.56[6.400]	165.30[6.500]	130	6	146140-4
160.02[6.300]	162.66[6.400]	128	6	146140-3
157.48[6.200]	160.02[6.300]	126	6	146140-2
154.94[6.100]	157.48[6.200]	124	6	146140-1
152.40[6.000]	154.94[6.100]	122	6	146140-0
149.86[5.900]	152.40[6.000]	120	5	146140-9
147.32[5.800]	149.86[5.900]	118	5	146140-8
144.78[5.700]	147.32[5.800]	116	5	146140-7
142.24[5.600]	144.78[5.700]	114	5	146140-6
139.70[5.500]	142.24[5.600]	112	5	146140-5
137.16[5.400]	139.70[5.500]	110	5	146140-4
134.62[5.300]	137.16[5.400]	108	5	146140-3
132.08[5.200]	134.62[5.300]	106	5	146140-2
129.54[5.100]	132.08[5.200]	104	5	146140-1
127.00[5.000]	129.54[5.100]	102	5	146140-0
124.46[4.900]	127.00[5.000]	100	4	146140-9
121.92[4.800]	124.46[4.900]	98	4	146140-8
119.38[4.700]	121.92[4.800]	96	4	146140-7
116.84[4.600]	119.38[4.700]	94	4	146140-6
114.30[4.500]	116.84[4.600]	92	4	146140-5
111.76[4.400]	114.30[4.500]	90	4	146140-4
109.22[4.300]	111.76[4.400]	88	4	146140-3
106.68[4.200]	109.22[4.300]	86	4	146140-2
104.14[4.100]	106.68[4.200]	84	4	146140-1
101.60[4.000]	104.14[4.100]	82	4	146140-0
99.06[3.900]	101.60[4.000]	80	3	146140-9
96.52[3.800]	99.06[3.900]	78	3	146140-8
93.98[3.700]	96.52[3.800]	76	3	146140-7
91.44[3.600]	93.98[3.700]	74	3	146140-6
88.90[3.500]	91.44[3.600]	72	3	146140-5
86.36[3.400]	88.90[3.500]	70	3	146140-4
83.82[3.300]	86.36[3.400]	68	3	146140-3
81.28[3.200]	83.82[3.300]	66	3	146140-2
78.74[3.100]	81.28[3.200]	64	3	146140-1
76.20[3.000]	78.74[3.100]	62	3	146140-0
73.66[2.900]	76.20[3.000]	60	2	146140-9
71.12[2.800]	73.66[2.900]	58	2	146140-8
68.58[2.700]	71.12[2.800]	56	2	146140-7
66.04[2.600]	68.58[2.700]	54	2	146140-6
63.50[2.500]	66.04[2.600]	52	2	146140-5
60.96[2.400]	63.50[2.500]	50	2	146140-4
58.42[2.300]	60.96[2.400]	48	2	146140-3
55.88[2.200]	58.42[2.300]	46	2	146140-2
53.34[2.100]	55.88[2.200]	44	2	146140-1
50.80[2.000]	53.34[2.100]	42	2	146140-0
48.26[1.900]	50.80[2.000]	40	1	146140-9
45.72[1.800]	48.26[1.900]	38	1	146140-8
43.18[1.700]	45.72[1.800]	36	1	146140-7
40.64[1.600]	43.18[1.700]	34	1	146140-6
38.10[1.500]	40.64[1.600]	32	1	146140-5
35.56[1.400]	38.10[1.500]	30	1	146140-4
33.02[1.300]	35.56[1.400]	28	1	146140-3
30.48[1.200]	33.02[1.300]	26	1	146140-2
27.94[1.100]	30.48[1.200]	24	1	146140-1
25.40[1.000]	27.94[1.100]	22	1	146140-0
22.86[900]	25.40[1.000]	20	1	146140-9
20.32[800]	22.86[900]	18	1	146140-8
17.78[700]	20.32[800]	16	1	146140-7
15.24[600]	17.78[700]	14	1	146140-6
12.70[500]	15.24[600]	12	1	146140-5
10.16[400]	12.70[500]	10	1	146140-4
7.62[300]	10.16[400]	8	1	146140-3
5.08[200]	7.62[300]	6	1	146140-2
2.54[100]	5.08[200]	4	1	146140-1

THIS DRAWING IS A CONTROLLED DOCUMENT. TYS ELECTRONICS CORPORATION, Harrisburg, PA 17105-3608

INCHES: DIMENSIONS: 1:1

DATE: 10/07/79

CUSTOMER DRAWING

NO. OF POSN: 4

ASSEMBLY PART NUMBER: 146140-1