

4

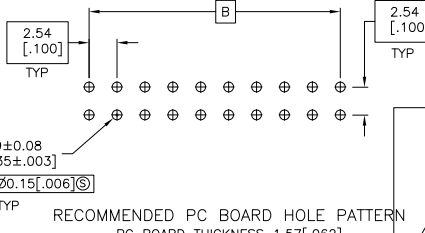
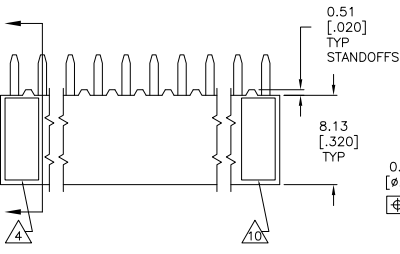
3

2

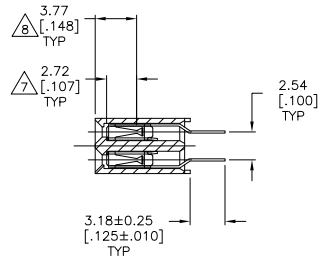
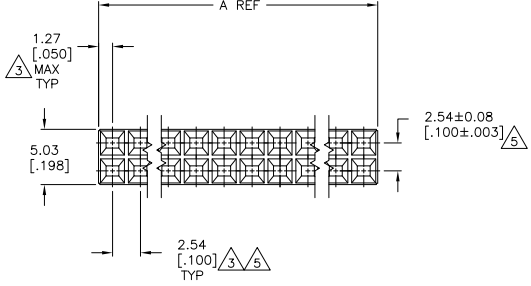
1

THIS DRAWING IS UNPUBLISHED. RELEASED FOR PUBLICATION. ALL RIGHTS RESERVED.

LOC		DIST		REVISIONS			
AD	00	F	LNK	DESCRIPTION	DATE	BY	APPD
		J3		REVISED PER ECO-11-004917	11MAR11	RK	HMR



RECOMMENDED PC BOARD HOLE PATTERN
PC BOARD THICKNESS 1.57[.062]



- 1 HOUSING: FLAME RETARDANT, GLASS FILLED, POLYESTER, COLOR: BLACK. CONTACT: PHOSPHOR BRONZE
- 2 CONTACT: 3.81-7.62MICROMETERS(.000150-.000300) BRIGHT TIN-LEAD OVER 1.27µm[.000050] MINIMUM NICKEL
- 3 THESE DIMENSIONS PERTAIN TO CAVITY CENTERLINES ONLY - NOT TO CONTACT LOCATIONS
- 4 PART NUMBER AND DATE CODE ARE MARKED IN APPROXIMATE LOCATION SHOWN.
- 5 TOLERANCE IS NON-CUMULATIVE.
- 6 2 POSITION DATE CODE IS MARKED OPPOSITE SIDE OF TE CONNECTIVITY LOGO.
- 7 POINT-OF-MEASUREMENT DIMENSION FOR PLATING THICKNESS (INSIDE CONTACT BEAM).
- 8 POINT-OF-CONTACT DIMENSION.
- 9 NO PART NUMBER MARKING REQUIRED FOR THIS PART.
- 10 TE CONNECTIVITY LOGO AND CSA LOGO ARE MOLDED INTO HOUSING.
- 11 CONTACT: 3.81-7.62 MICROMETERS (.000150-.000300) MATTE TIN OVER 1.27 MICROMETERS (.000050) MINIMUM NICKEL
- 12 ROHS 2002 /95/EC COMPLIANT

99.06[3.900]	101.60[4.000]	80	4-146762-0
96.52[3.800]	99.06[3.900]	78	3-146762-9
93.98[3.700]	96.52[3.800]	76	3-146762-8
91.44[3.600]	93.98[3.700]	74	3-146762-7
88.90[3.500]	91.44[3.600]	72	3-146762-6
86.36[3.400]	88.90[3.500]	70	3-146762-5
83.82[3.300]	86.36[3.400]	68	3-146762-4
81.28[3.200]	83.82[3.300]	66	3-146762-3
76.20[3.000]	78.74[3.100]	62	3-146762-2
73.66[2.900]	76.20[3.000]	60	3-146762-1
71.12[2.800]	73.66[2.900]	58	3-146762-0
68.58[2.700]	71.12[2.800]	56	2-146762-9
66.04[2.600]	68.58[2.700]	54	2-146762-8
63.50[2.500]	66.04[2.600]	52	2-146762-7
60.96[2.400]	63.50[2.500]	50	2-146762-6
58.42[2.300]	60.96[2.400]	48	2-146762-5
55.88[2.200]	58.42[2.300]	46	2-146762-4
53.34[2.100]	55.88[2.200]	44	2-146762-3
50.80[2.000]	53.34[2.100]	42	2-146762-2
45.72[1.800]	48.26[1.900]	38	2-146762-1
43.18[1.700]	45.72[1.800]	36	2-146762-0
40.64[1.600]	43.18[1.700]	34	1-146762-9
38.10[1.500]	40.64[1.600]	32	1-146762-8
33.02[1.300]	35.56[1.400]	28	1-146762-7
30.48[1.200]	33.02[1.300]	26	1-146762-6
27.94[1.100]	30.48[1.200]	24	1-146762-5
25.40[1.000]	27.94[1.100]	22	1-146762-4
17.78[.700]	20.32[.800]	16	1-146762-3
15.24[.600]	17.78[.700]	14	1-146762-2
12.70[.500]	15.24[.600]	12	1-146762-1
5.08[.200]	7.62[.300]	6	1-146762-0
2.54[.100]	5.08[.200]	4	146762-9
-	2.54[.100]	2	146762-8
22.86[.900]	25.40[1.000]	20	146762-7
78.74[3.100]	81.28[3.200]	64	146762-6
48.26[1.900]	50.80[2.000]	40	146762-5
35.56[1.400]	38.10[1.500]	30	146762-4
20.32[.800]	22.86[.900]	18	146762-3
10.16[.400]	12.70[.500]	10	146762-2
7.62[.300]	10.16[.400]	8	146762-1

THIS DRAWING IS A CONTROLLED DOCUMENT. DIM: M. BILNER 08NOV2002

TE Connectivity

RECEPTACLE ASSEMBLY, MOD IV, DOUBLE ROW, TOP ENTRY, .100X.100CL, VERTICAL MOUNT, AMPMODU

108-25022

114-25018

SIZE: ONE CODE DRAWING: 0

RESTRICTED TO: -

CUSTOMER DRAWING SCALE: 4:1 SHEET: 1 of 2 REV: J3

4

3

2

1

THIS DRAWING IS UNPUBLISHED. RELEASED FOR PUBLICATION. ALL RIGHTS RESERVED.

LOC	DIST	REVISIONS					
AD	00	F	LNK	DESCRIPTION	DATE	BY	APPD
-	-	-	-	SEE SHEET 1	-	-	-

△ OBSOLETE PARTS: OBSOLETE CIS STREAMLINING PER D.RENAUD/D.SINISI

△	99.06	[3.900]	101.60	[4.000]	80	△	9-146762-0
△	96.52	[3.800]	99.06	[3.900]	78	△	8-146762-9
△	93.98	[3.700]	96.52	[3.800]	76	△	8-146762-8
△	91.44	[3.600]	93.98	[3.700]	74	△	8-146762-7
△	88.90	[3.500]	91.44	[3.600]	72	△	8-146762-6
△	86.36	[3.400]	88.90	[3.500]	70	△	8-146762-5
△	83.82	[3.300]	86.36	[3.400]	68	△	8-146762-4
△	81.28	[3.200]	83.82	[3.300]	66	△	8-146762-3
△	76.20	[3.000]	78.74	[3.100]	62	△	8-146762-2
△	73.66	[2.900]	76.20	[3.000]	60	△	8-146762-1
△	68.58	[2.700]	71.12	[2.800]	56	△	7-146762-9
△	66.04	[2.600]	68.58	[2.700]	54	△	7-146762-8
△	63.50	[2.500]	66.04	[2.600]	52	△	7-146762-7
△	60.96	[2.400]	63.50	[2.500]	50	△	7-146762-6
△	58.42	[2.300]	60.96	[2.400]	48	△	7-146762-5
△	55.88	[2.200]	58.42	[2.300]	46	△	7-146762-4
△	53.34	[2.100]	55.88	[2.200]	44	△	7-146762-3
△	50.80	[2.000]	53.34	[2.100]	42	△	7-146762-2
△	45.72	[1.800]	48.26	[1.900]	38	△	7-146762-1
△	43.18	[1.700]	45.72	[1.800]	36	△	7-146762-0
△	40.64	[1.600]	43.18	[1.700]	34	△	6-146762-9
△	38.10	[1.500]	40.64	[1.600]	32	△	6-146762-8
△	33.02	[1.300]	35.56	[1.400]	28	△	6-146762-7
△	30.48	[1.200]	33.02	[1.300]	26	△	6-146762-6
△	27.94	[1.100]	30.48	[1.200]	24	△	6-146762-5
△	25.40	[1.000]	27.94	[1.100]	22	△	6-146762-4
△	17.78	[.700]	20.32	[.800]	16	△	6-146762-3
△	15.24	[.600]	17.78	[.700]	14	△	6-146762-2
△	12.70	[.500]	15.24	[.600]	12	△	6-146762-1
△	5.08	[.200]	7.62	[.300]	6	△	6-146762-0
△	2.54	[.100]	5.08	[.200]	4	△	5-146762-9
△	-		2.54	[.100]	2	△	5-146762-8
△	22.86	[.900]	25.40	[1.000]	20	△	5-146762-7
△	78.74	[3.100]	81.28	[3.200]	64	△	5-146762-6
△	48.26	[1.900]	50.80	[2.000]	40	△	5-146762-5
△	35.56	[1.400]	38.10	[1.500]	30	△	5-146762-4
△	20.32	[.800]	22.86	[.900]	18	△	5-146762-3
△	10.16	[.400]	12.70	[.500]	10	△	5-146762-2
△	7.62	[.300]	10.16	[.400]	8	△	5-146762-1
FINISH	B		A		NO OF POSN		PART NUMBER

THIS DRAWING IS A CONTROLLED DOCUMENT.		DRW: M. BINNER	ORNOV2022	TE Connectivity	
DIMENSIONS: mm [INCHES]		CHK: J. OLSON	ORNOV02	RECEPTACLE ASSEMBLY, MOD IV, DOUBLE ROW, TOP ENTRY, .100X.100CL, VERTICAL MOUNT, AMPMODU	
TOLERANCES UNLESS OTHERWISE SPECIFIED:		APPD: J. OLSON	ORNOV02	NAME: 108-25022	
0 P/LC ± .01		PRODUCT SPEC: 114-25018		SIZE: A2	
1 P/LC ± .015		APPLICATION SPEC: 114-25018		ONE CODE: 00779	
2 P/LC ± .02		MATERIAL: △		DRAWING NO: C=146762	
3 P/LC ± .03		FINISH: △		RESTRICTED TO: -	
4 P/LC ± .05		CUSTOMER DRAWING		SCALE: 1:1 SHEET: 2 of 2 REV: J3	