

Fig. 1

- Series 800 & 802 use MM #7007 pins. See page 182 for details.
- Series 801 & 803 use MM #1304 receptacles and accept pin diameters from .025"-.037" and .025" square pins. See page 148 for details.
- Receptacles use Hi-Rel, 6 finger BeCu #47 contact rated at 4.5 amps. See page 221 for details.
- Insulators are high temp. thermoplastic.

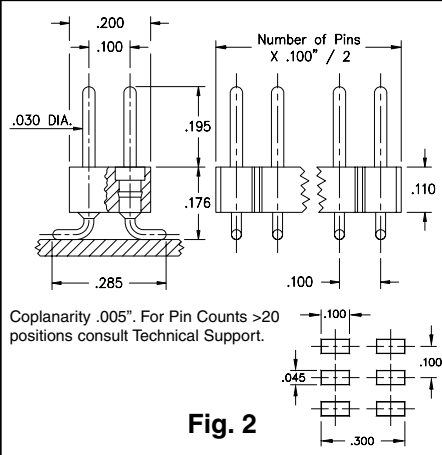



Fig. 2

Ordering Information

Fig. 1	800...001 Single Row Surface Mount Header
	800-10-0__-30-001000 Specify # of pins → 03-64
Fig. 2	802...001 Double Row Surface Mount Header
	802-10-0__-30-001000 Specify # of pins → 04-72

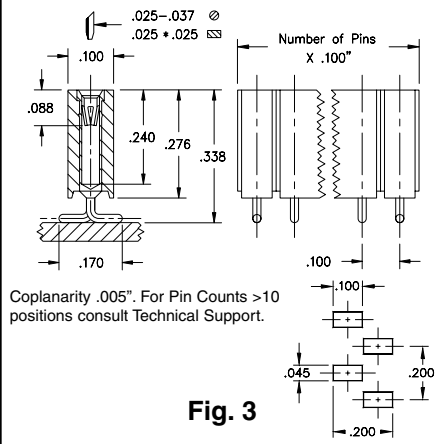


Fig. 3

For Electrical, Mechanical & Environmental Data, See pg. 4

For RoHS compliance select ◇ plating code.

PLATING CODE =	10◇			
Pin Plating	10μ" Au			

Fig. 3	801...001 Single Row Surface Mount Socket
	801-43-0__-30-001000 Specify # of pins → 03-50
Fig. 4	803...001 Double Row Surface Mount Socket
	803-XX-__-30-001000 Specify # of pins → 004-100

For Electrical, Mechanical & Environmental Data, See pg. 4

XX=Plating Code See Below

For RoHS compliance select ◇ plating code.

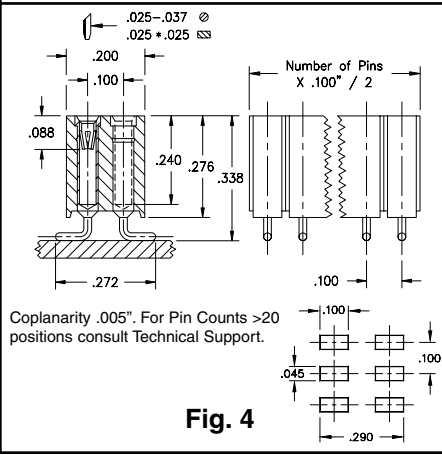


Fig. 4

SPECIFY PLATING CODE XX=		93		43◇
Sleeve (Pin)		200μ" Sn/Pb		200μ" Sn
Contact (Clip)		30μ" Au		30μ" Au