


Fig. 1

- Series 830 & 832 use MM #3790 & MM #3796 pins. See page 176 for details.
- Series 831 & 833 use MM #1805 and MM #3805 receptacles and accept pin diameters from .015"-.025". See page 140 for details.
- Receptacles use Hi-Rel, 6 finger BeCu #43 contact rated at 3 amps. See page 220 for details.
- Insulators are high temp. thermoplastic.



Ordering Information

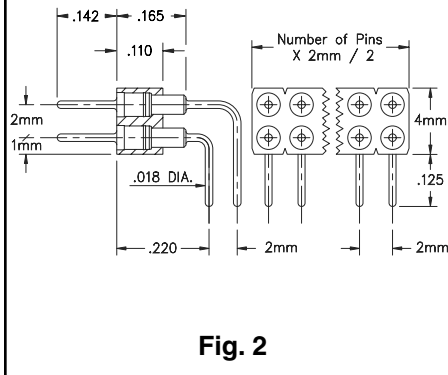


Fig. 2

Fig. 1

830...001 Single Row Right Angle Header

830-10-0__-20-001000

Specify # of pins → 01-50

Fig. 2

832...001 Double Row Right Angle Header

832-10-__-20-001000

Specify # of pins → 002-100

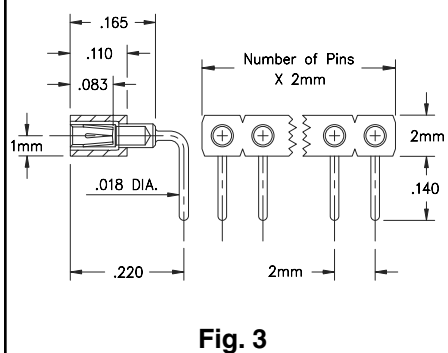


Fig. 3

Fig. 3

831...001 Single Row Right Angle Socket

831-43-0__-20-001000

Specify # of pins → 01-50

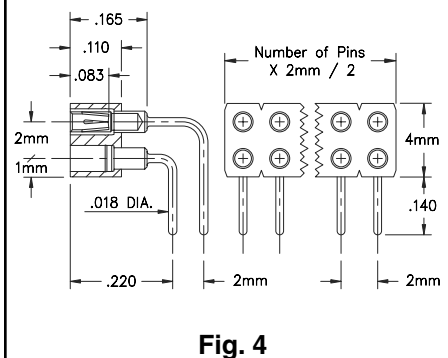


Fig. 4

Fig. 4

833...001 Double Row Right Angle Socket

833-43-__-20-001000

Specify # of pins → 002-100

For Electrical, Mechanical & Environmental Data, See pg. 4

For RoHS compliance select ◇ plating code.

PLATING CODE =	10 ◇			
Pin Plating	10μ" Au			

Fig. 3	831...001 Single Row Right Angle Socket						
	831-43-0__-20-001000						
	Specify # of pins → 01-50						
Fig. 4	833...001 Double Row Right Angle Socket						
	833-43-__-20-001000						
	Specify # of pins → 002-100						
		<i>For Electrical, Mechanical & Environmental Data, See pg. 4</i>				<i>For RoHS compliance select ◇ plating code.</i>	
	PLATING CODE =					43 ◇	
	Sleeve (Pin)					200μ" Sn	
	Contact (Clip)					30μ" Au	