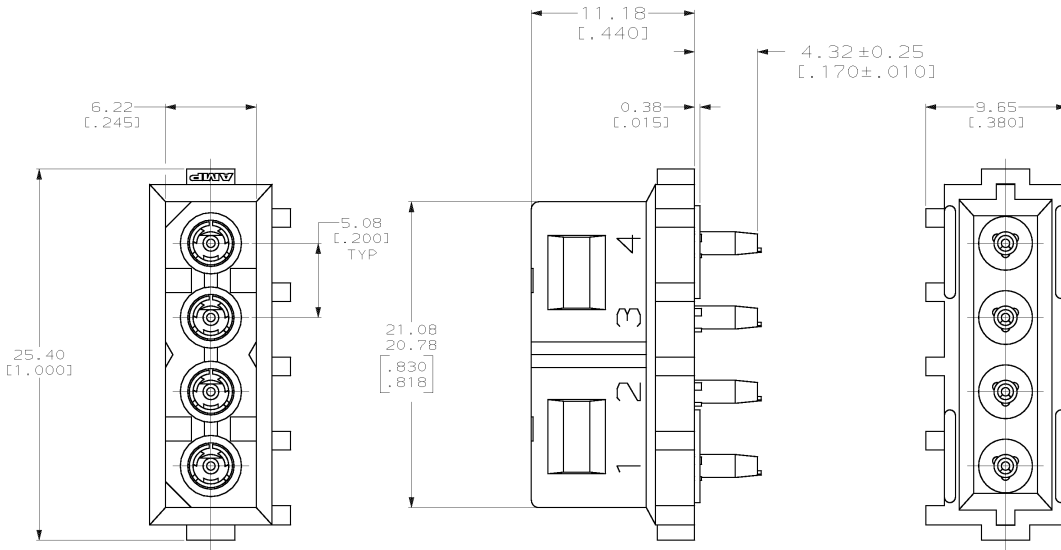
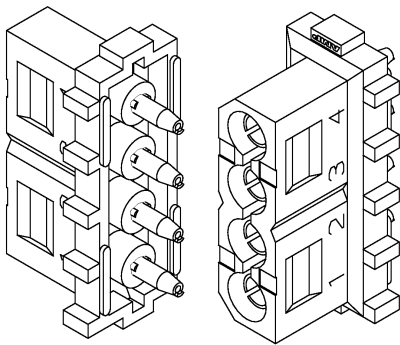
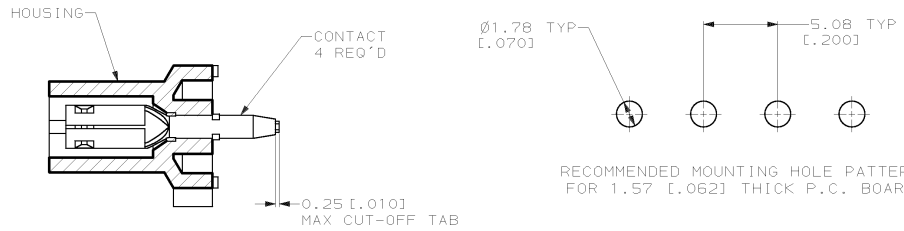


THIS DRAWING IS UNPUBLISHED. RELEASED FOR PUBLICATION .19
 © COPYRIGHT 19 BY AMP INCORPORATED. ALL INTERNATIONAL RIGHTS RESERVED.

LOC	DIST	P	F	ZONE	LTR	REVISIONS	DATE	APPR	
CM	53					A	REV PER EC 0L30-0114-97	6-6-97	JH RS



- PARTS COMPLY WITH AMP SOLDERABILITY SPEC. 109-11-5.
- DIMENSIONS IN BRACKETS ARE IN INCHES.



METRIC

THIS DRAWING IS A CONTROLLED DOCUMENT FOR AMP INCORPORATED. IT IS SUBJECT TO CHANGE AND THE CONTROLLING ENGINEERING ORGANIZATION SHOULD BE CONTACTED FOR THE LATEST REVISION.

0.251 [0.0099] THK PH BRZ, PRE-TIN	NYLON UL94V-2, NATURAL	794285-1
CONTACT MATERIAL & FINISH	HOUSING MATERIAL & COLOR	PART NO
DO NOT SCALE PRINT. UNLESS SPECIFIED DIMENSIONS IN mm (INCHES) TOLERANCES ON : 2 PLC DEC ± - 3 PLC DEC ± 0.13 (0.005) ANGLES ± 0°30'	DR 3-06-97 B. LEWIS CHK 3-06-97 R. SWING APPD 3-06-97 C. MARTIN APPD 3-06-97 C. MARTIN	AMP AMP Incorporated Harrisburg, PA 17105-3608
MATERIAL	PRODUCT SPEC	NAME
SEE TABLE	-	SOCKET HEADER ASSEMBLY, 4 CIRCUIT, COMMERCIAL MATE-N-LOK™
FINISH	APPLICATION SPEC	SIZE CAGE CODE DRAWING NO
SEE TABLE	-	© 00779 ©794285
WEIGHT	-	SCALE 5:1 SHEET 1 OF 1

CUSTOMER DRAWING

794285

A