THIS DRAWING IS UNPUBLISHED. RELEASED FOR PUBLICATION .19 .
© COPYRIGHT 19 BY AMP INCORPORATED. ALL RIGHTS RESERVED.

LOC	DISP	REVISIONS			
CM	00	LTR	DESCRIPTION	DATE	DWN	APVD
		H	REVISED PER EC 063B-0300-00	23-JUN-00	KW	KC

1. PARTS COMPLY TO AMP SOLDERABILITY SPECIFICATION 109-11-3.
2. CIRCUIT IDENTIFICATION CHARACTERS ARE ADJACENT TO THE INDICATED CAVITIES, BUT LOCATION AND ORIENTATION MAY DIFFER FROM PRINT.
3. DIMENSIONS IN BRACKETS ARE IN INCHES.
4. DRAIN HOLES LOCATED AS SHOWN. OPTIONAL CONSTRUCTION- ALL DRAIN HOLES LOCATED 90° AS SHOWN IN DETAIL A.

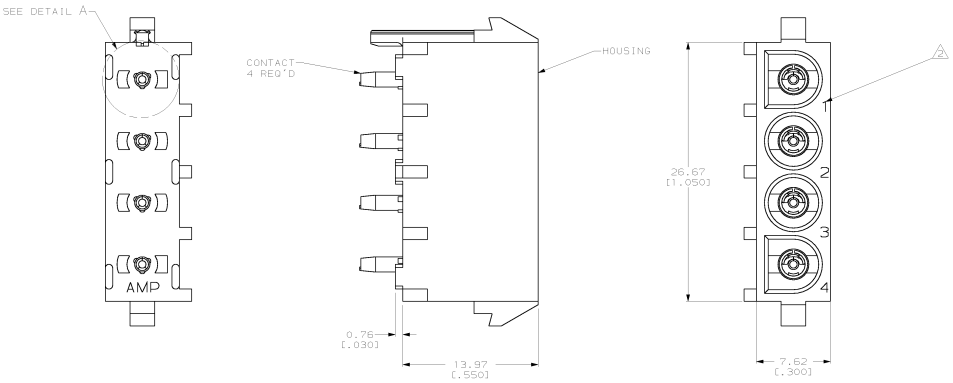

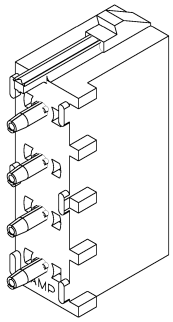

3-DIMENSIONAL MODEL
NTS

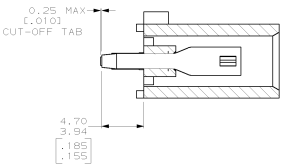

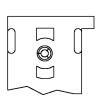

DETAIL A
OPTIONAL CONSTRUCTION

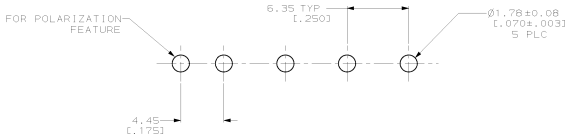

RECOMMENDED MOUNTING HOLE PATTERN
FOR 1.57 [.062] THICK P.C. BOARD

PHOSPHOR BRONZE, PRE-TIN	NYLON, UL94V-0, WHITE	643416-1
PIN CONTACT MATERIAL AND FINISH	HOUSING MATERIAL	PART NO

THIS DRAWING IS A CONTROLLED DOCUMENT.

DIMENSIONS: mm [INCHES]
TOLERANCES UNLESS OTHERWISE SPECIFIED:
0 PLC ±
1 PLC ±
2 PLC ±0.13 [.005]
3 PLC ±
4 PLC ±
ANGLES ±0°30'

MATERIAL SEE TABLE
FINISH SEE TABLE

DWN: L. McKEOHIN 07-JAN-2000
CHK: K. COBLE 07-JUN-2000
APVD: K. COBLE 07-JUN-2000
PRODUCT SPEC: –
APPLICATION SPEC: –
WEIGHT: –
CUSTOMER DRAWING

AMP Incorporated
Harrisburg, PA 17105-3608

NAME: SOCKET HEADER ASSEMBLY, POLARIZED, 4 CIRCUIT UNIVERSAL MATE-N-LOK™

SIZE: A1 CAGE CODE: 00779 DRAWING NO: C-643416

SCALE: 5:1 SHEET: 1 OF 1 REV: H

METRIC

AMP 4005 REV 23FEB95
23-JUN-00 11:23:30 amp1953B /home/amp1953B/cadmod

Downloaded from Elcodis.com electronic components distributor