THIS DRAWING IS UNPUBLISHED. RELEASED FOR PUBLICATION
© COPYRIGHT – BY TYCO ELECTRONICS CORPORATION. ALL INTERNATIONAL RIGHTS RESERVED.

LOC	DIST	REVISIONS				
CM	53	P	LTR	DESCRIPTION	DATE	DRN	APVD
			N1	REVISED PER ECO-08-030247	03DEC08	HMR	DC

1 PARTS COMPLY TO AMP SOLDERABILITY SPECIFICATION 109-11-3.

2 CIRCUIT IDENTIFICATION CHARACTERS ARE ADJACENT TO THE INDICATED CAVITIES, BUT LOCATION AND ORIENTATION MAY DIFFER FROM PRINT.

3 DIMENSIONS IN BRACKETS ARE IN INCHES.

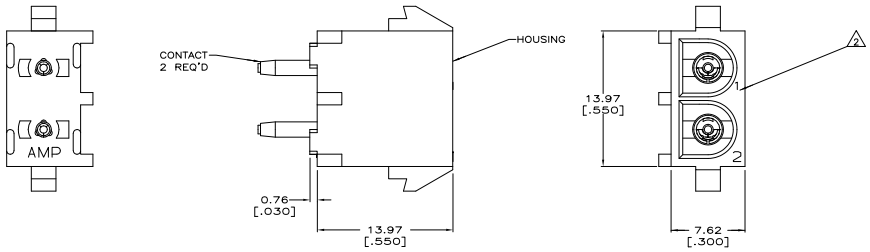

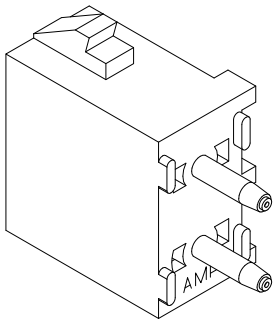

3-DIMENSIONAL MODEL
NTS

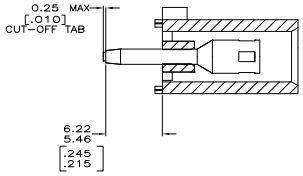

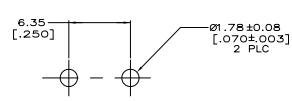

RECOMMENDED MOUNTING HOLE PATTERN
FOR 3.18 [.125] THICK P.C. BOARD

PHOSPHOR BRONZE, SEL.GOLD	NYLON,UL94V-0,WHITE	350831-2
PHOSPHOR BRONZE, PRE-TIN	NYLON,UL94V-0,WHITE	350831-1
PIN CONTACT MATERIAL AND FINISH	HOUSING MATERIAL	PART NO

THIS DRAWING IS A CONTROLLED DOCUMENT.

DIMENSIONS: mm [INCHES]

TOLERANCES UNLESS OTHERWISE SPECIFIED:
0 PLC ± –
1 PLC ± –
2 PLC ± 0.13 [.005]
3 PLC ± –
4 PLC ± –
ANGLES ± 0° 30'

MATERIAL: SEE TABLE
FINISH: SEE TABLE

DWN: R. LEWIS 8-19-98
CHK: R. SWING 8-19-98
APVD: M. TRULL 8-19-98
PRODUCT SPEC: –
APPLICATION SPEC: –
WEIGHT: –

Tyco Electronics
Tyco Electronics Corporation
Harrisburg, PA 17105-3608

NAME: SOCKET HEADER ASSEMBLY, 2 CIRCUIT UNIVERSAL MATE-N-LOK

SIZE: A1 | CAGE CODE: 00779 | DRAWING NO: C-350831 | RESTRICTED TO: –

CUSTOMER DRAWING | SCALE: 5:1 | SHEET 1 OF 1 | REV: N1

METRIC

4805 (1/08)

Downloaded from Elcodis.com electronic components distributor