

OGA DIAGONAL: 20.46 [519.68]  
 VA DIAGONAL: 19.74 [501.35]  
 PA DIAGONAL: 18.61 [472.61]

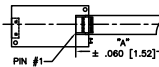
| TOP LEVEL NUMBER | SKU 98 NUMBER  | TYPE  | DIM "A" (TOTAL GLASS TO CONNECTOR) | A/G FINISH | PROD SPEC |
|------------------|----------------|-------|------------------------------------|------------|-----------|
| 17-8551-204      | 98-0003-2622-7 | FFC   | 6.00" [152.40]                     | AG500      | 23655     |
| 17-8551-220      | 98-0003-3163-1 | USB R | 6.00" [152.40]                     | AG500      | 23655     |
| 17-8551-223      | 98-0003-2624-3 | SER   | 6.00" [152.40]                     | AG500      | 23655     |
| 17-8551-221      | 98-0003-3164-9 | SER   | 4.27" [108.46]                     | AG500      | 23655     |
| 17-8551-205      | 98-0003-3260-5 | FFC   | 8.00" [203.20]                     | AG500      | 23655     |
| 17-8551-226      | 98-0003-3346-2 | USB R | 8.00" [203.20]                     | AG500      | 23655     |
| 17-8551-227      | 98-0003-3261-3 | SER   | 8.00" [203.20]                     | AG500      | 23655     |

ESD CLAMSHELL CASE IS USED WITH ALL NOV, USB AND SER TERMINATIONS.



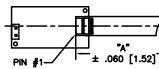
(SER)

EXII-7720SC  
 98-0003-2217-6  
 SERIAL CONTROLLER  
 SOLDER SIDE

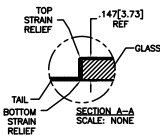
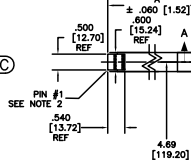


(USB R)

EXII-7760UC  
 98-0003-2814-0  
 USB CONTROLLER  
 SOLDER SIDE



(FFC)



.147±.020 [3.73±.51]  
 TOTAL THICKNESS  
 OF GLASS, CABLE  
 AND STRAIN RELIEF

NOTES:

- WEIGHT OF GLASS IN GRAMS: 1008±10%
- 5 PIN AMP CONNECTOR LATCH STYLE HOUSING P/N: 487526-4 TIN CONTACTS P/N: 2-487406-4 HOUSING ORIENTED WITH LATCH DOWN

| PINOUT |      |
|--------|------|
| 1      | LR   |
| 2      | LL   |
| 3      | SHLD |
| 4      | UL   |
| 5      | UR   |

| UNIT                                  | INCHES [MM] |
|---------------------------------------|-------------|
| TOLERANCES UNLESS OTHERWISE SPECIFIED |             |
| .X                                    | ±           |
| .XX                                   | ±.03 [.76]  |
| .XXX                                  | ±.015 [.38] |
| ANGLES                                | ±1°         |

**3M** 3M TOUCH SYSTEMS  
 METHUEN, MA  
 USA  
 © COPYRIGHT 2004  
 THIS DOCUMENT IS COPYRIGHTED PROPERTY OF THE 3M COMPANY AND MAY NOT BE REPRODUCED WITHOUT 3M WRITTEN PERMISSION OR USED OR DISCLOSED FOR OTHER THAN 3M AUTHORIZED PURPOSES.

DRAWN: K.CROWLEY 9/05  
 DO NOT SCALE DRAWING  
 SCALE: 1 = 1

| REV | CHANGE NOTICE         | DATE | DRW |
|-----|-----------------------|------|-----|
| 06  | REVISED PER CO 030452 | 5/09 | SB  |
| 05  | REVISED PER CO 030107 | 3/09 | MTD |
| 04  | REVISED PER CO 028687 | 4/08 | AM  |

TITLE: MARKETING DRAWING  
 SCT32NN 19.74"

DWG NO: 28364-MKT  
 SHEET: 1 OF 1  
 REV: 06