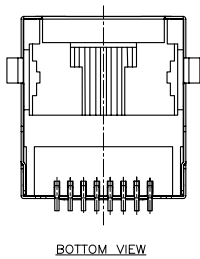
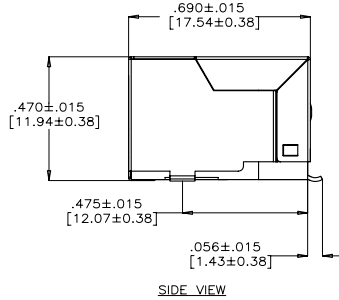
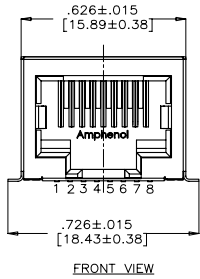


REVISIONS				
SYM	ZONE	ECN, ERN NO.	DATE	APPRD.
A		PROPOSAL	05/08/04	L.CHAN
B		PROPOSAL	MAY 25,08	L.CHAN



AMPHENOL PART NO.: R J L S E - 4 X 1 X X - 0 1

GOLD PLATING
 0=GOLD FLASH
 1=15u" GOLD PLATING
 2=30u" GOLD PLATING
 3=50u" GOLD PLATING

NUMBER OF CONTACTS
 2 = 2 CONTACTS 4 TO 5
 4 = 4 CONTACTS 3 TO 6
 6 = 8 CONTACTS 2 TO 7
 8 = 8 CONTACTS 1 TO 8

HOUSING OPTION
 1 = BLACK HOUSING
 2 = YELLOW HOUSING
 3 = RED HOUSING

NOTES:

1. MATERIALS:

HOUSING: HIGH TEMPERATURE RESISTANT NYLON.
 FLAMMABILITY RATING UL 94V-0
 COLOUR: SEE AMPHENOL PART NUMBER SYSTEM FOR HOUSING OPTIONS

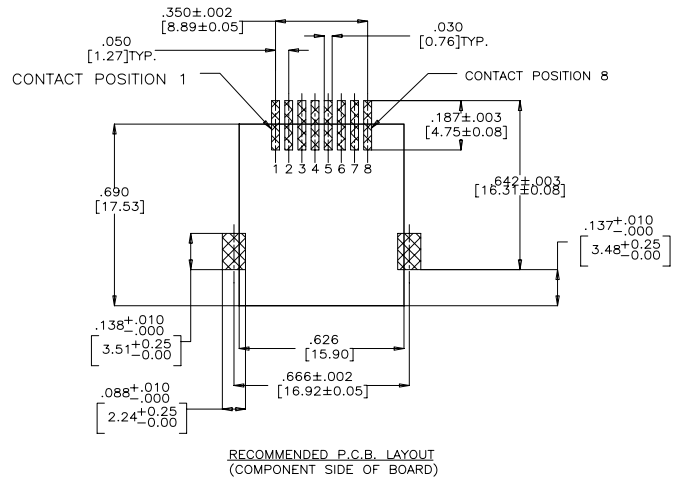
CONTACTS: PHOSPHOR BRONZE

PLATING: GOLD PLATING: SEE AMPHENOL PART NUMBER SYSTEM FOR PLATING OPTIONS.
 50 MICRO" [1.27 MICRONS] MIN. NICKEL UNDERPLATE.
 100 MICRO" [2.54 MICRONS] MIN. MATTE TIN ON CONTACT TAILS.

SHIELD: COPPER ALLOY WITH NICKEL PLATED

2. COPLANARITY SPECIFICATION:

WITH THE MODULAR JACK SITTING ON A LEVEL SURFACE, THE MAXIMUM GAP BETWEEN THE LEVEL SURFACE AND ALL TERMINAL TAILS AND BOTH FITTING NAILS IS .004 [0.10].



DRAWN PAUL WANG		DATE 05/08/04	Amphenol Canada Corp.
DESIGNED			
CHECKED L.CHAN		DATE 05/08/04	TITLE SURFACE MOUNT MODULAR JACK 8 POSITION, CONTACT OPTIONS, WITH SHIELD, WITH GOLD PLATING AND HOUSING OPTIONS - RoHS COMPLIANT
I. E. APPRD.			
Q. A. APPRD.			
DWG. APPRD.			
ENG. REL. NO.			DWG. DRAWING NO.
REF. EAR #12803			P-RJLSE-4X1XX-01
DIMENSIONS ARE IN INCHES [mm]		03554	SCALE
			WT. SURF. SHEET 1 OF 1

THIS DOCUMENT CONTAINS PROPRIETARY INFORMATION AND SUCH INFORMATION MAY NOT BE DISCLOSED TO OTHERS FOR ANY PURPOSE OR USED FOR MANUFACTURING PURPOSES WITHOUT WRITTEN PERMISSION FROM AMPHENOL CANADA CORP.