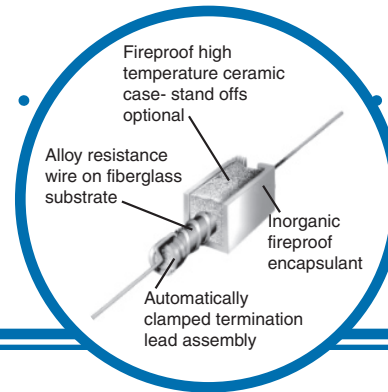


General Purpose Axial Leaded Power Wirewound Resistor

PW Series

- 0.10Ω to 30KΩ
- 2 watts to 25 watts
- ±10% or ±5% tolerance
- TC's from 300 ppm/°C to +5500 ppm/°C
- Lead free, RoHS compliant construction available



Electrical Data

IRC Type	Power Rating @ 25°C (watts)	Standard Resistance Range (ohms)	Standard Temperature Coefficient		Special Temperature Coefficients		
			+0.06%/°C over R range	+0.03%/°C over R range	+0.55%/°C over R range	+0.45%/°C over R range	+0.25%/°C over R range
PW-2	2	0.15 to 2.4K	0.15 to 0.99	1.0 to 2.4K	0.1 to 30	0.24 to 130	1.0 to 10
PW-3	3	0.1 to 7.5K	0.1 to 0.99	1.0 to 7.5K	0.1 to 86	0.1 to 270	0.24 to 20
PW-5	5	0.1 to 8.5K	0.1 to 0.99	1.0 to 8.5K	0.1 to 68	0.1 to 300	0.27 to 22
PW-7	7	0.1 to 18K	0.1 to 0.99	1.0 to 18K	0.1 to 150	0.15 to 680	1.0 to 51
PW-10	10	0.18 to 30K	0.18 to 0.99	1.0 to 30K	0.1 to 240	0.24 to 1100	1.0 to 82
PW-15	15	0.18 to 30K	0.18 to 0.99	1.0 to 30K	0.1 to 240	0.24 to 1100	1.0 to 82
PW-18	18	0.18 to 22K	0.18 to 0.99	1.0 to 22K	0.1 to 200	0.24 to 1100	1.0 to 70
PW-22	22	0.27 to 18K	0.27 to 1.3	1.5 to 12K	0.15 to 360	0.36 to 1800	1.0 to 120
PW-25	25	0.27 to 18K	0.27 to 1.3	1.5 to 10K	0.15 to 300	0.36 to 1200	1.5 to 100

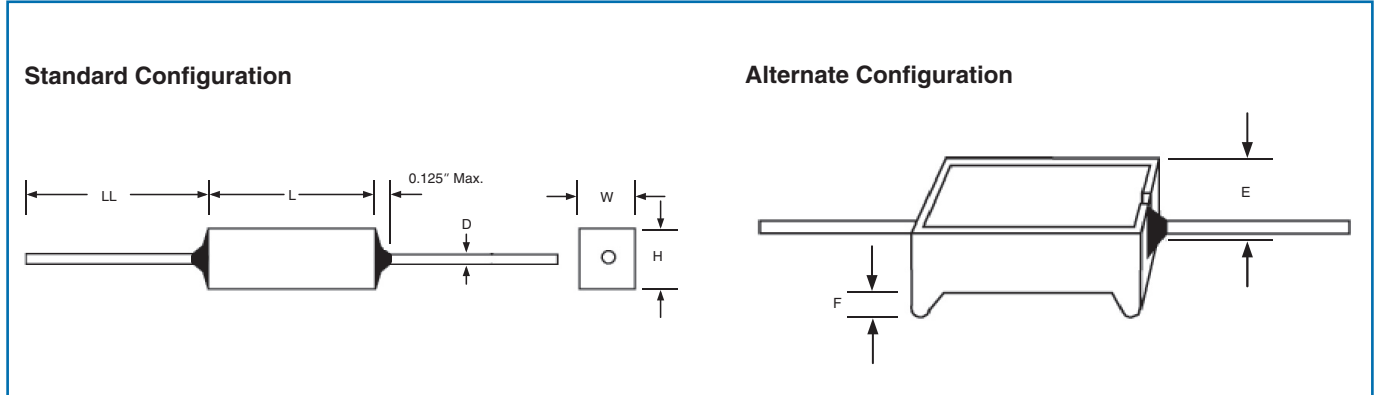
General Note

IRC reserves the right to make changes in product specification without notice or liability. All information is subject to IRC's own data and is considered accurate at time of going to print.

Wire and Film Technologies Division • 4222 South Staples Street • Corpus Christi Texas 78411 USA
Telephone: 361 992 7900 • Facsimile: 361 992 3377 • Website: www.ircctt.com

General Purpose Axial Leaded Power Wirewound Resistor

Physical Data



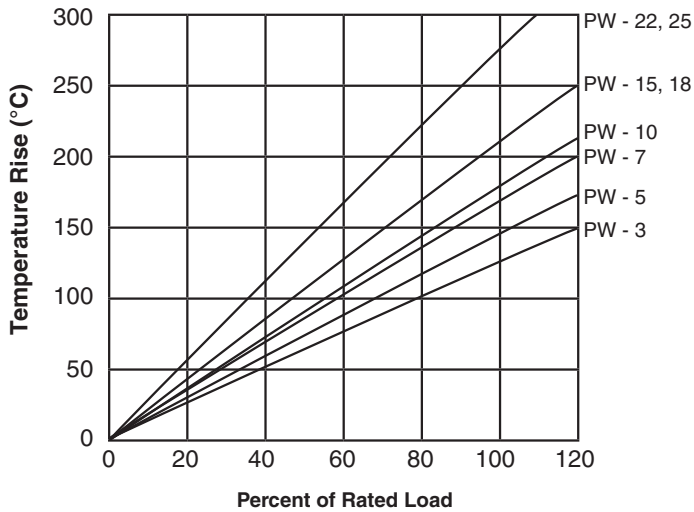
IRC Type	L ±0.03 (0.8)	W ±0.03 (0.8)	H ±0.03 (0.8)	D Dia. ±0.002	E ±0.03 (0.8)	LL min.	F (ref.)
PW-2	0.69 (17.5)	0.25 (6.35)	0.25 (6.35)	0.032 (0.8)	0.31 (7.87)	1.44 (36.6)	0.063
PW-3	0.88 (22.4)	0.31 (7.87)	0.31 (7.87)	0.036 (0.91)	0.38 (9.65)	1.44 (36.6)	0.063
PW-5	0.88 (22.4)	0.38 (9.65)	0.35 (8.89)	0.036 (0.91)	0.41 (10.4)	1.50 (38.1)	0.063
PW-7	1.39 (35.3)	0.38 (9.65)	0.35 (8.89)	0.036 (0.91)	0.47 (11.9)	1.50 (38.1)	0.125
PW-10	1.88 (47.8)	0.38 (9.65)	0.35 (8.89)	0.036 (0.91)	0.47 (11.9)	1.50 (38.1)	0.125
PW-15	1.88 (47.8)	0.50 (12.7)	0.50 (12.7)	0.036 (0.91)	0.63 (16.0)	1.50 (38.1)	0.125
PW-18	1.88 (47.8)	0.50 (12.7)	0.50 (12.7)	0.036 (0.91)	0.63 (16.0)	1.50 (38.1)	0.125
PW-22	2.50 (63.5)	0.50 (12.7)	0.50 (12.7)	0.040 (1.0)*	0.63 (16.0)	1.50 (38.1)	0.125
PW-25	2.50 (63.5)	0.50 (12.7)	0.50 (12.7)	0.040 (1.0)*	0.63 (16.0)	1.50 (38.1)	0.125

* Copper Clad Steel

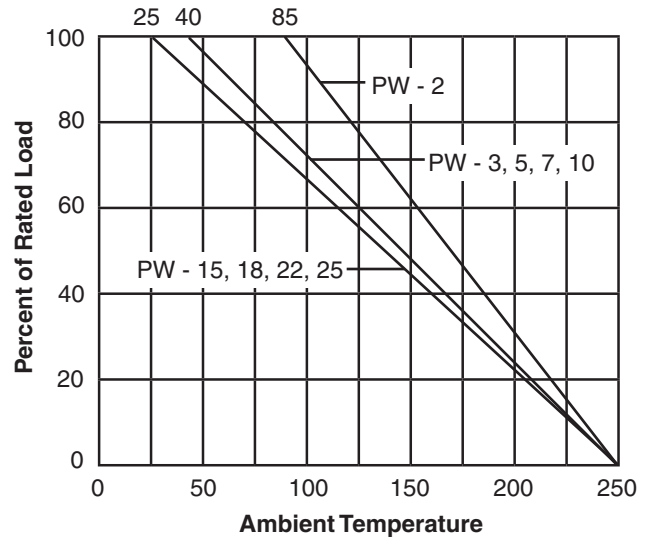
General Purpose Axial Leaded Power Wirewound Resistor



Temperature Rise Chart



Power Derating Curve



Ordering Data

