


## SMD High Value Resistors

### Type RH73 Series

#### Type RH73 Series



The RH73 Series is a stable high value chip resistor range offering various power dissipation relating to chip size. Tyco is pleased to offer this innovative range of chip resistors up to 100 Gig. The RH73 series is suitable for flow and reflow soldering. It has a thick film resistor element and three layers of terminal material to ensure high reliability. It is attractively priced and available on 7" reels with 1000 pieces per reel.

#### Key Features

- Values up to 100 Gig Ohms
- Custom Designs Possible
- Choice of Packages
- Supplied on Reels of 1000
- Wide Tolerances / TCRs
- Available via Distribution

#### Characteristics - Electrical

Type	T.C.R.'s Available per Resistance Value (ppm/°C)				
	10M - 100M	100M1 - 1G0	1G1 - 10G	10G1 - 33G	33G1 - 100G
RH73 1E	100/250	500/1000	1000/2000	-	-
RH73 1J	100/250	250/500	500/1000	1000/2000	-
RH73 2A	50/100	250/500	500/1000	1000/2000	2000/3000
RH73 2B	50/100	250/500	500/1000	1000/2000	2000/3000
RH73 2E	50/100	100/250	250/500	250/500	500/1000
RH73 3A	50/100	100/250	250/500	250/500	500/1000

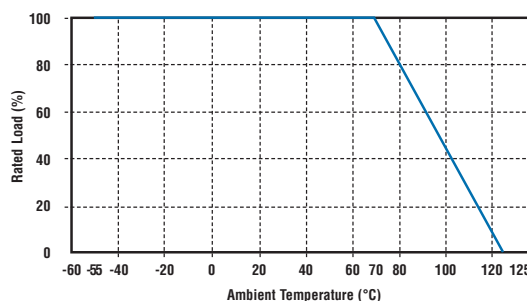
Type	Tolerances Available per Resistance Value (%)				
	10M - 100M	100M1 - 1G0	1G1 - 10G	10G1 - 33G	33G1 - 100G
RH73 1E	5/10/20	5/10/20	10/20/30	-	-
RH73 1J	5/10/20	5/10/20	10/20/30	10/20/30	-
RH73 2A	2/5/10/20	5/10/20	5/10/20	10/20/30	10/20/30
RH73 2B	2/5/10/20	5/10/20	5/10/20	5/10/20	10/20/30
RH73 2E	2/5/10/20	5/10/20	5/10/20	5/10/20	5/10/20
RH73 3A	2/5/10/20	5/10/20	5/10/20	5/10/20	5/10/20

Type	Power Rating @ 70°C	Max. Working Voltage
RH73 1E	0.050 W	30V
RH73 1J	0.075 W	75V
RH73 2A	0.125 W	100V
RH73 2B	0.250W	200V
RH73 2E	0.350W	300V
RH73 3A	0.600W	1000V

Long Term Stability	<100M	<1G0	1G - 100G
Storage 125°C/1000Hrs	ΔR <0.15%	ΔR <0.35%	ΔR <0.35%
Maximum Voltage/1000Hrs	ΔR <0.35%	ΔR <0.50%	ΔR <0.50%

Temperature Range	-55°C to +125°C
Climatic Category	55/125/56
Solderability	235°C for 5 Seconds
Maximum Soldering Temp.	260°C for 5 Seconds

#### Power Derating Curve

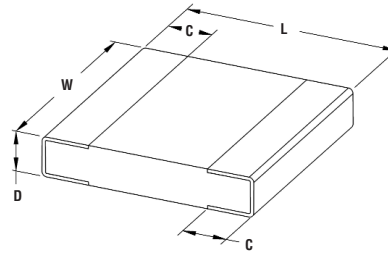


For resistors operated in ambient temperatures above 70°C, power rating must be derated in accordance with the curve right.

Values above 100 Meg ohms do not have glaze coat. This is to avoid reaction with a Galvanic coating on the terminals. This does not effect the the resistor performance.

**Type RH73 Series**

**Dimensions**



Part Number	L	W	C	D
<b>RH73 1E</b>	1.04±0.05	0.50±0.05	0.10±0.05	0.30±0.05
<b>RH73 1J</b>	1.50 <sup>+0.15</sup> <sub>-0.05</sub>	0.80 <sup>+0.15</sup> <sub>-0.05</sub>	0.20 <sup>+0.10</sup> <sub>-0.05</sub>	0.40 <sup>+0.10</sup> <sub>-0.05</sub>
<b>RH73 2A</b>	2.00 <sup>+0.15</sup> <sub>-0.05</sub>	1.20 <sup>+0.20</sup> <sub>-0.05</sub>	0.30 <sup>+0.20</sup> <sub>-0.05</sub>	0.40 <sup>+0.10</sup> <sub>-0.05</sub>
<b>RH73 2B</b>	3.20 <sup>+0.15</sup> <sub>-0.05</sub>	1.50 <sup>+0.20</sup> <sub>-0.05</sub>	0.30 <sup>+0.20</sup> <sub>-0.05</sub>	0.40 <sup>+0.10</sup> <sub>-0.05</sub>
<b>RH73 2E</b>	3.20 <sup>+0.15</sup> <sub>-0.05</sub>	2.50 <sup>+0.20</sup> <sub>-0.05</sub>	0.80 ±0.20	0.50 <sup>+0.10</sup> <sub>-0.05</sub>
<b>RH73 3A</b>	6.30 <sup>+0.15</sup> <sub>-0.05</sub>	3.50 <sup>+0.20</sup> <sub>-0.05</sub>	0.80 ±0.20	0.60 <sup>+0.10</sup> <sub>-0.05</sub>

**How to Order**

RH73	H	2A	10M	M	TN
Common Part	Temp. Coefficient	Package Size	Resistance Value	Tolerance	Packaging
RH73 - Standard Part	G - 50ppm/°C	1E - 04:02	1 Meg Ohm (1000000 ohms) 1M0	G - 2%	TN - 1000 Reel (Plastic)
	H - 100ppm/°C	1J - 06:03	10 Meg Ohm (10000000 ohms) 10M	J - 5%	
	U - 250ppm/°C	*2A - 08:05	100 Meg Ohm (100000000 ohms) 100M	K - 10%	
	W - 500ppm/°C	2B - 12:06	1 Gig Ohm (1000000000 ohms) 1G0	M - 20%	
	X - 1000ppm/°C	2E - 12:10		N - 30%	
	Y - 2000ppm/°C	3A - 25:12			
	Z - 3000ppm/°C	* - Standard Part			

If no requirements for TCR, VCR and Voltage are given, the standard values (higher values in table) will be supplied. 10V is used for measuring.