



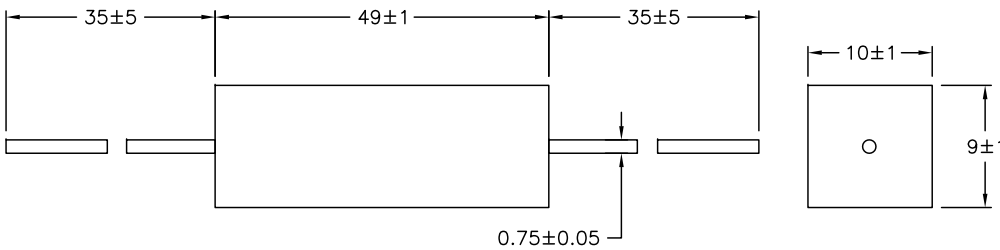
ALL RIGHTS RESERVED. NO PORTION OF THIS PUBLICATION, WHETHER IN WHOLE OR IN PART CAN BE REPRODUCED WITHOUT THE EXPRESS WRITTEN CONSENT OF SPC TECHNOLOGY.

SPC-F005.DWG

REVISIONS

DOC. NO. SPC-F005 * Effective: 7/8/02 * DCP No: 1398

DCP #	REV	DESCRIPTION	DRAWN	DATE	CHECKD	DATE	APPRVD	DATE
1991	A	RELEASED	JN	05/15/09	JWM	05/15/09	JWW	05/15/09



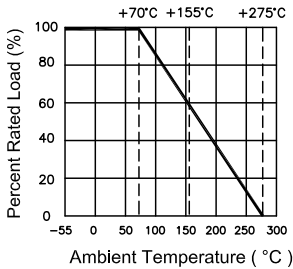
Performance Specification

- Self extinguishing
- Excellent flame and moisture resistance
- Extremely small sturdy and mechanical safe
- Product Type: Wire-wound Resistor
- Power Rating: 10 Watts
- Resistance Tolerance: ±5%

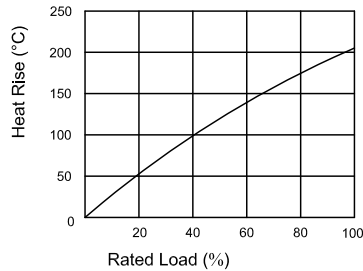
Performance Specification

- Temperature coefficient: <20Ω: ±400PPM/°C; ≥20: ±350PPM/°C
- Short-time overload: $\Delta R/R \leq \pm(5.0\% + 0.05\Omega)$, with no evidence of mechanical damage.
- Dielectric withstanding voltage: No evidence of flashover, mechanical damage, arcing or insulation breakdown.
- Terminal strength: No evidence of mechanical damage.
- Solderability: Min. 95% coverage
- Temperature cycling: $\Delta R/R \leq \pm(2.0\% + 0.05\Omega)$, with no evidence of mechanical damage.
- Humidity (Steady State): $\Delta R/R \leq \pm(5.0\% + 0.05\Omega)$, with no evidence of mechanical damage.
- Load life in humidity: For Wire-wound range, the $\Delta R/R$ is ±5%
For Power film range, <100KΩ, the $\Delta R/R$ is ±5%
For Power film range, ≥100KΩ, the $\Delta R/R$ is ±10%
- Load Life: For Wire-wound range, the $\Delta R/R$ is ±5%
For Power film range, <100KΩ, the $\Delta R/R$ is ±5%
For Power film range, ≥100KΩ, the $\Delta R/R$ is ±10%
- Resistance to solderability heat: $\Delta R/R \pm(1.0\% + 0.05\Omega)$ with no evidence of mechanical damage.

Derating Curve



Heat Rise Chart



DISCLAIMER:
ALL STATEMENTS AND TECHNICAL INFORMATION CONTAINED HEREIN ARE BASED UPON INFORMATION AND/OR TESTS WE BELIEVE TO BE ACCURATE AND RELIABLE. SINCE CONDITIONS OF USE ARE BEYOND OUR CONTROL, THE USER SHALL DETERMINE THE SUITABILITY OF THE PRODUCT FOR THE INTENDED USE AND ASSUME ALL RISK AND LIABILITY WHATSOEVER IN CONNECTION THEREWITH.

TOLERANCES:
UNLESS OTHERWISE SPECIFIED, DIMENSIONS ARE FOR REFERENCE PURPOSES ONLY.

DRAWN BY:	DATE:
Jason Nash	05/15/09
CHECKED BY:	DATE:
JWM	05/15/09
APPROVED BY:	DATE:
JWM	05/15/09

DRAWING TITLE:			
10 watt (Wire-wound) Cement Fixed Resistors			
SIZE	DWG. NO.	ELECTRONIC FILE	REV
A	Ta-1184	Ta-1184.DWG	A
SCALE: NTS		U.O.M.: INCHES	SHEET: 1 OF 2

Mfg. P/N	Resistance (Ohms)
MCPRW0AWJW100B00	10
MCPRW0AWJW101B00	100
MCPRW0AWJW10JB00	1
MCPRW0AWJW150B00	15
MCPRW0AWJW151B00	150
MCPRW0AWJW200B00	20
MCPRW0AWJW201B00	200
MCPRW0AWJW20JB00	2
MCPRW0AWJW270B00	27
MCPRW0AWJW271B00	270
MCPRW0AWJW27JB00	2.7
MCPRW0AWJW300B00	30
MCPRW0AWJW301B00	300
MCPRW0AWJW30JB00	3
MCPRW0AWJW331B00	330
MCPRW0AWJW390B00	39
MCPRW0AWJW391B00	390
MCPRW0AWJW430B00	43
MCPRW0AWJW431B00	430
MCPRW0AWJW470B00	47
MCPRW0AWJW471B00	470
MCPRW0AWJW47JB00	4.7
MCPRW0AWJW560B00	56
MCPRW0AWJW561B00	560
MCPRW0AWJW56JB00	5.6
MCPRW0AWJW680B00	68
MCPRW0AWJW681B00	680
MCPRW0AWJW68JB00	6.8
MCPRW0AWJW750B00	75
MCPRW0AWJW751B00	750
MCPRW0AWJW75JB00	7.5
MCPRW0AWJW820B00	82
MCPRW0AWJW821B00	820

ALL RIGHTS RESERVED. NO PORTION OF THIS PUBLICATION, WHETHER IN WHOLE OR IN PART CAN BE REPRODUCED WITHOUT THE EXPRESS WRITTEN CONSENT OF SPC TECHNOLOGY.

SIZE DWG. NO.

A

Ta-1184

ELECTRONIC FILE

Ta-1184.dwg

REV

A

SPC-F005.DWG

DOC. NO. SPC-F005 * Effective: 7/8/02 * DCP No: 1398

SCALE: NTS

U.O.M.: Millimeters

SHEET: 2 OF 2