



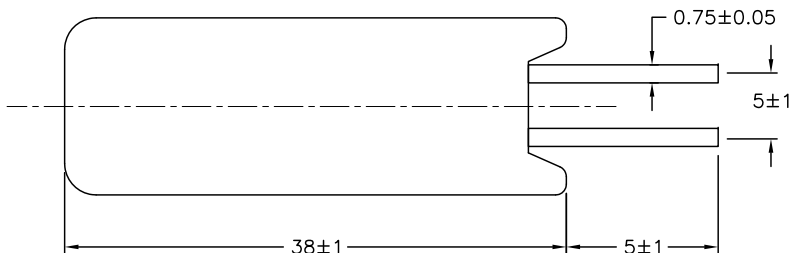
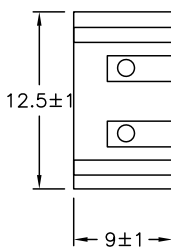
ALL RIGHTS RESERVED. NO PORTION OF THIS PUBLICATION, WHETHER IN WHOLE OR IN PART CAN BE REPRODUCED WITHOUT THE EXPRESS WRITTEN CONSENT OF SPC TECHNOLOGY.

SPC-F005.DWG

REVISIONS

DOC. NO. SPC-F005 * Effective: 7/8/02 * DCP No: 1398

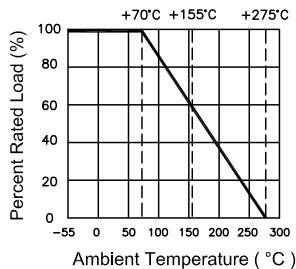
DCP #	REV	DESCRIPTION	DRAWN	DATE	CHECKD	DATE	APPRVD	DATE
1991	A	RELEASED	JN	05/15/09	JWM	05/15/09	JWV	05/15/09



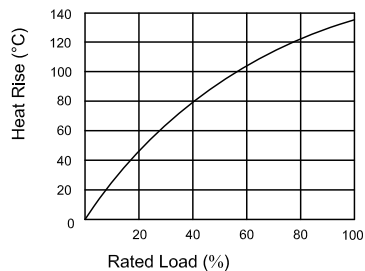
Performance Specification

- Self extinguishing
- Excellent flame and moisture resistance
- Extremely small sturdy and mechanical safe
- Product Type: Power Film Resistor
- Power Rating: 7 Watts
- Resistance Tolerance: $\pm 5\%$

Derating Curve



Heat Rise Chart



Performance Specification

- Temperature coefficient: $<20\Omega$: $\pm 400\text{PPM}/^\circ\text{C}$; ≥ 20 : $\pm 350\text{PPM}/^\circ\text{C}$
- Short-time overload: $\Delta R/R \leq \pm(5.0\% + 0.05\Omega)$, with no evidence of mechanical damage.
- Dielectric withstanding voltage: No evidence of flashover, mechanical damage, arcing or insulation breakdown.
- Terminal strength: No evidence of mechanical damage.
- Solderability: Min. 95% coverage
- Temperature cycling: $\Delta R/R \leq \pm(2.0\% + 0.05\Omega)$, with no evidence of mechanical damage.
- Humidity (Steady State): $\Delta R/R \leq \pm(5.0\% + 0.05\Omega)$, with no evidence of mechanical damage.
- Load life in humidity: For Wire-wound range, the $\Delta R/R$ is $\pm 5\%$
For Power film range, $<100\text{K}\Omega$, the $\Delta R/R$ is $\pm 5\%$
For Power film range, $\geq 100\text{K}\Omega$, the $\Delta R/R$ is $\pm 10\%$
- Load Life: For Wire-wound range, the $\Delta R/R$ is $\pm 5\%$
For Power film range, $<100\text{K}\Omega$, the $\Delta R/R$ is $\pm 5\%$
For Power film range, $\geq 100\text{K}\Omega$, the $\Delta R/R$ is $\pm 10\%$
- Resistance to solderability heat: $\Delta R/R \pm(1.0\% + 0.05\Omega)$ with no evidence of mechanical damage.

DISCLAIMER:
ALL STATEMENTS AND TECHNICAL INFORMATION CONTAINED HEREIN ARE BASED UPON INFORMATION AND/OR TESTS WE BELIEVE TO BE ACCURATE AND RELIABLE. SINCE CONDITIONS OF USE ARE BEYOND OUR CONTROL, THE USER SHALL DETERMINE THE SUITABILITY OF THE PRODUCT FOR THE INTENDED USE AND ASSUME ALL RISK AND LIABILITY WHATSOEVER IN CONNECTION THEREWITH.

TOLERANCES:

UNLESS OTHERWISE SPECIFIED, DIMENSIONS ARE FOR REFERENCE PURPOSES ONLY.

DRAWN BY:	DATE:
Jason Nash	05/15/09
CHECKED BY:	DATE:
JWM	05/15/09
APPROVED BY:	DATE:
JWM	05/15/09

DRAWING TITLE:

7 watt (Power Film) Cement Fixed Resistors

SIZE	DWG. NO.	ELECTRONIC FILE	REV
A	Ta-1169	Ta-1169.DWG	A
SCALE: NTS		U.O.M.: INCHES	SHEET: 1 OF 2

Mfg. P/N	Resistance (Ohms)
MCPRM07WJP102B00	1k
MCPRM07WJP103B00	10k
MCPRM07WJP104B00	100k
MCPRM07WJP113B00	11k
MCPRM07WJP124B00	120k
MCPRM07WJP134B00	130k
MCPRM07WJP154B00	150k
MCPRM07WJP164B00	160k
MCPRM07WJP184B00	180k
MCPRM07WJP204B00	200k
MCPRM07WJP332B00	3.3k
MCPRM07WJP392B00	3.9k
MCPRM07WJP472B00	4.7k
MCPRM07WJP751B00	750
MCPRM07WJP821B00	820
MCPRM07WJP852B00	8.5k
MCPRM07WJP911B00	910

ALL RIGHTS RESERVED. NO PORTION OF THIS PUBLICATION, WHETHER IN WHOLE OR IN PART CAN BE REPRODUCED WITHOUT THE EXPRESS WRITTEN CONSENT OF SPC TECHNOLOGY.

SIZE DWG. NO.

A

Ta-1169

ELECTRONIC FILE

Ta-1169.dwg

REV

A

SPC-F005.DWG

DOC. NO. SPC-F005 * Effective: 7/8/02 * DCP No: 1398

SCALE: NTS

U.O.M.: Millimeters

SHEET: 2 OF 2