



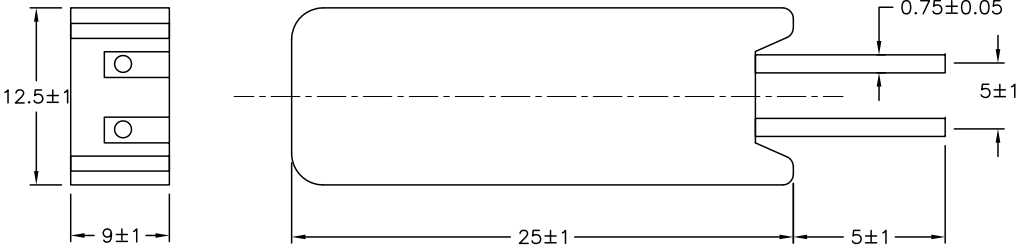
ALL RIGHTS RESERVED. NO PORTION OF THIS PUBLICATION, WHETHER IN WHOLE OR IN PART CAN BE REPRODUCED WITHOUT THE EXPRESS WRITTEN CONSENT OF SPC TECHNOLOGY.

SPC-F005.DWG

REVISIONS

DOC. NO. SPC-F005 * Effective: 7/8/02 * DCP No: 1398

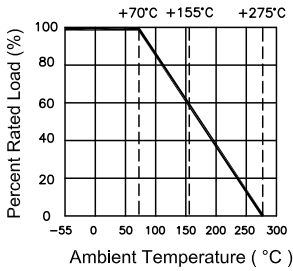
DCP #	REV	DESCRIPTION	DRAWN	DATE	CHECKD	DATE	APPRVD	DATE
1991	A	RELEASED	JN	05/15/09	JWM	05/15/09	JWW	05/15/09



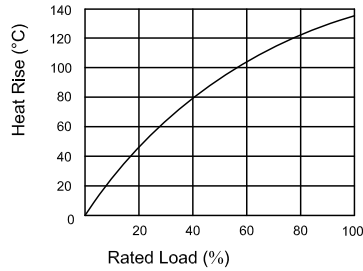
Performance Specification

- Self extinguishing
- Excellent flame and moisture resistance
- Extremely small sturdy and mechanical safe
- Product Type: Power Film Resistor
- Power Rating: 5 Watts
- Resistance Tolerance: ±5%

Derating Curve



Heat Rise Chart



Performance Specification

- Temperature coefficient: <20Ω: ±400PPM/°C; ≥20: ±350PPM/°C
- Short-time overload: $\Delta R/R \leq \pm(5.0\% + 0.05\Omega)$, with no evidence of mechanical damage.
- Dielectric withstanding voltage: No evidence of flashover, mechanical damage, arcing or insulation breakdown.
- Terminal strength: No evidence of mechanical damage.
- Solderability: Min. 95% coverage
- Temperature cycling: $\Delta R/R \leq \pm(2.0\% + 0.05\Omega)$, with no evidence of mechanical damage.
- Humidity (Steady State): $\Delta R/R \leq \pm(5.0\% + 0.05\Omega)$, with no evidence of mechanical damage.
- Load life in humidity: For Wire-wound range, the $\Delta R/R$ is ±5%
For Power film range, <100KΩ, the $\Delta R/R$ is ±5%
For Power film range, ≥100KΩ, the $\Delta R/R$ is ±10%
- Load Life: For Wire-wound range, the $\Delta R/R$ is ±5%
For Power film range, <100KΩ, the $\Delta R/R$ is ±5%
For Power film range, ≥100KΩ, the $\Delta R/R$ is ±10%
- Resistance to solderability heat: $\Delta R/R \pm(1.0\% + 0.05\Omega)$ with no evidence of mechanical damage.

DISCLAIMER:
ALL STATEMENTS AND TECHNICAL INFORMATION CONTAINED HEREIN ARE BASED UPON INFORMATION AND/OR TESTS WE BELIEVE TO BE ACCURATE AND RELIABLE. SINCE CONDITIONS OF USE ARE BEYOND OUR CONTROL, THE USER SHALL DETERMINE THE SUITABILITY OF THE PRODUCT FOR THE INTENDED USE AND ASSUME ALL RISK AND LIABILITY WHATSOEVER IN CONNECTION THEREWITH.

TOLERANCES:

UNLESS OTHERWISE SPECIFIED, DIMENSIONS ARE FOR REFERENCE PURPOSES ONLY.

DRAWN BY:	DATE:
Jason Nash	05/15/09
CHECKED BY:	DATE:
JWM	05/15/09
APPROVED BY:	DATE:
JWM	05/15/09

DRAWING TITLE:

5 watt (Power Film) Cement Fixed Resistors

SIZE	DWG. NO.	ELECTRONIC FILE	REV
A	Ta-1168	Ta-1168.DWG	A
SCALE:	NTS	U.O.M.: INCHES	SHEET: 1 OF 2

Mfg. P/N	Resistance (Ohms)
MCPRM05WJP102B00	1k
MCPRM05WJP103B00	10k
MCPRM05WJP104B00	100k
MCPRM05WJP111B00	110
MCPRM05WJP121B00	120
MCPRM05WJP131B00	130
MCPRM05WJP151B00	150
MCPRM05WJP152B00	1.5k
MCPRM05WJP153B00	15k
MCPRM05WJP201B00	200
MCPRM05WJP202B00	2k
MCPRM05WJP203B00	20k
MCPRM05WJP243B00	240k
MCPRM05WJP253B00	250k
MCPRM05WJP271B00	270
MCPRM05WJP272B00	2.7k
MCPRM05WJP301B00	300
MCPRM05WJP302B00	3k
MCPRM05WJP331B00	330
MCPRM05WJP332B00	3.3k
MCPRM05WJP333B00	33k
MCPRM05WJP363B00	36k
MCPRM05WJP391B00	390
MCPRM05WJP392B00	3.9k
MCPRM05WJP393B00	39k
MCPRM05WJP431B00	430
MCPRM05WJP433B00	43k

ALL RIGHTS RESERVED. NO PORTION OF THIS PUBLICATION, WHETHER IN WHOLE OR IN PART CAN BE REPRODUCED WITHOUT THE EXPRESS WRITTEN CONSENT OF SPC TECHNOLOGY.

SIZE DWG. NO.

A

Ta-1168

ELECTRONIC FILE

Ta-1168.dwg

REV

A

SPC-F005.DWG

DOC. NO. SPC-F005 * Effective: 7/8/02 * DCP No: 1398

SCALE: NTS

U.O.M.: Millimeters

SHEET: 2 OF 2