



ALL RIGHTS RESERVED. NO PORTION OF THIS PUBLICATION, WHETHER IN WHOLE OR IN PART, CAN BE REPRODUCED WITHOUT THE EXPRESS WRITTEN CONSENT OF SPC TECHNOLOGY.

SPC-F006.DWG

REVISIONS

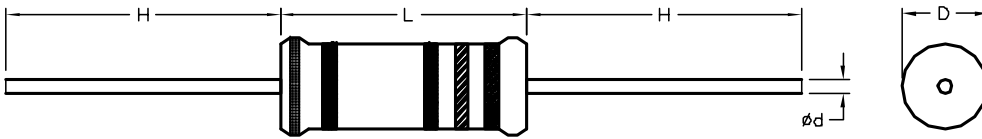
DCP #	REV	DESCRIPTION	DRAWN	DATE	CHECKD	DATE	APPRVD	DATE
1991	A	RELEASED	JN	10/20/08	JWM	10/20/08	JWV	10/20/08

DOC. NO. SPC-F005 * Effective: 7/8/02 * DCP No: 1308

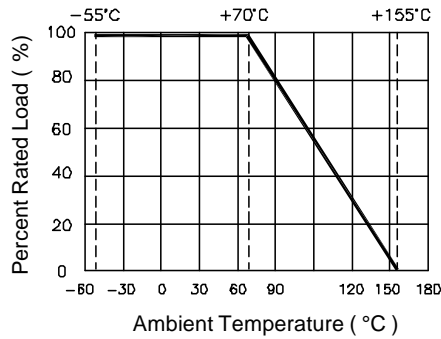


Features

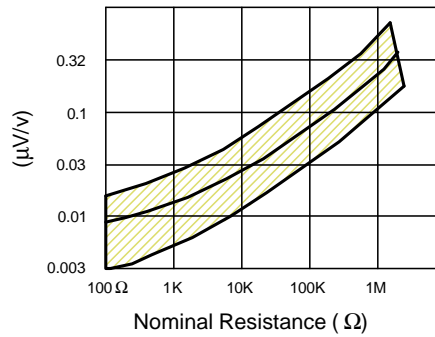
- Max. working voltage: 500V
- Max. overload voltage: 1,000V
- Dielectric withstanding voltage: 1,000V
- EIA standard color coding
- Low noise & voltage coefficient
- Low temperature coefficient range
- Wide precision range in small package
- Too low or too high ohmic value can be supplied on a case to case basis
- Nichrome resistor element provides stable performance in various environment
- Multiple epoxy coating on vacuum



Derating Curve



CURRENT NOISE LEVEL



DISCLAIMER:
ALL STATEMENTS AND TECHNICAL INFORMATION CONTAINED HEREIN ARE BASED UPON INFORMATION AND/OR TESTS WE BELIEVE TO BE ACCURATE AND RELIABLE. SINCE CONDITIONS OF USE ARE BEYOND OUR CONTROL, THE USER SHALL DETERMINE THE SUITABILITY OF THE PRODUCT FOR THE INTENDED USE AND ASSUME ALL RISK AND LIABILITY WHATSOEVER IN CONNECTION THEREWITH.

TOLERANCES:

UNLESS OTHERWISE SPECIFIED,
.XX ±0.125
.XXX ±0.062
.XXXX ±0.0005

DRAWN BY:	DATE:
Jason Nash	10/20/08
CHECKED BY:	DATE:
JWM	10/20/08
APPROVED BY:	DATE:
JWM	10/20/08

DRAWING TITLE:

Precision Metal Film Fixed Resistors

SIZE	DWG. NO.	ELECTRONIC FILE	REV
A	TA-957	TA-957.DWG	A
SCALE:	NTS	U.Q.M.: INCHES	SHEET: 1 OF 2



Mfg. P/N	Resistance (ohms)	Power Rating at 70degrees C	Temperature Coefficient	Dimension (mm)									
				D Max.	L Max.	d ±0.05	H ±3						
MCMF01WJJ0100A10	10	1w	+/-200PPM/ C	5	12	0.7	25						
MCMF01WJJ0101A10	100												
MCMF01WJJ0102A10	1k												
MCMF01WJJ0103A10	10k												
MCMF01WJJ0104A10	100k												
MCMF01WJJ010JA10	1												
MCMF01WJJ0121A10	120												
MCMF01WJJ0122A10	1.2k												
MCMF01WJJ0151A10	150												
MCMF01WJJ0152A10	1.5k												
MCMF01WJJ0181A10	180												
MCMF01WJJ0202A10	2k												
MCMF01WJJ0221A10	220												
MCMF01WJJ0222A10	2.2k												
MCMF01WJJ0223A10	22k												
MCMF01WJJ0272A10	2.7k												
MCMF01WJJ0302A10	3k												
MCMF01WJJ0392A10	3.9k												
MCMF01WJJ0471A10	470												
MCMF01WJJ0472A10	4.7k												
MCMF01WJJ047JA10	4.7												
MCMF01WJJ0510A10	51												
MCMF01WJJ0622A10	6.2k												
MCMF01WJJ0681A10	680												
MCMF02WJJ0104A10	100k							2w		5.5	16	0.7	28
MCMF02WJJ0470A10	47												
MCMF02WJJ0471A10	470												
MCMF02WJJ0511A10	510												
MCMF02WJJ010JA10	1												
MCMF02WJJ0100A10	10												
MCMF02WJJ0101A10	100												
MCMF02WJJ0102A10	1k												
MCMF02WJJ0153A10	15												
MCMF02WJJ0201A10	200												
MCMF02WJJ0202A10	2												
MCMF02WJJ022JA10	2.2												
MCMF02WJJ0243A10	24k												
MCMF02WJJ103A10	10k												
MCMF03WJJ0101AA9	100	3w		6.5	17.5	0.75	28						
MCMF03WJJ0102AA9	1k												
MCMF03WJJ0103AA9	10k												
MCMF03WJJ0104AA9	100k												

ALL RIGHTS RESERVED. NO PORTION OF THIS PUBLICATION, WHETHER IN WHOLE OR IN PART CAN BE REPRODUCED WITHOUT THE EXPRESS WRITTEN CONSENT OF SPC TECHNOLOGY.

SIZE A	DWG. NO. TA-957	ELECTRONIC FILE TA-957.DWG	REV A
------------------	---------------------------	--------------------------------------	-----------------

SPC-F005.DWG	DOC. NO. SPC-F005 * Effective: 7/8/02 * DCP No: 1388	SCALE: NTS	U.Q.M.: Millimeters	SHEET: 2 OF 2
--------------	--	------------	---------------------	---------------