

# HP03 Series High Power Resistors

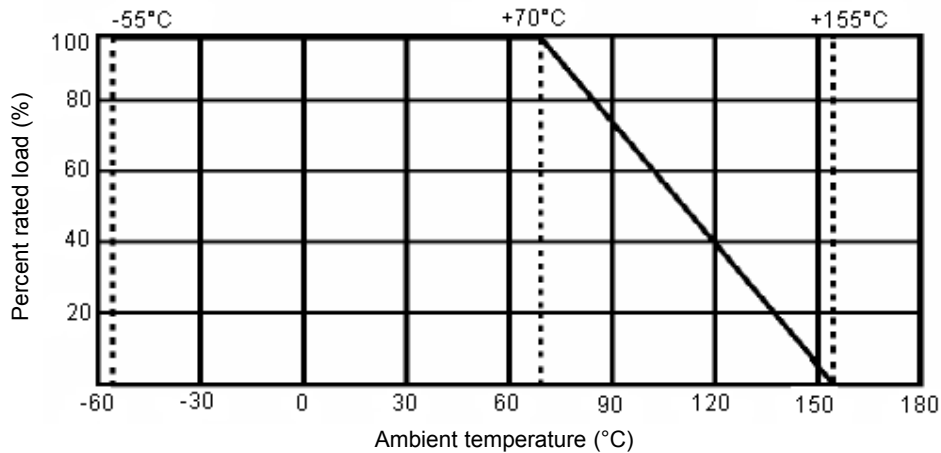


## Specification Table

Type	Power Rating (W)	Maximum Working Voltage (V)	Maximum Overload Voltage (V)	Dielectric Withstanding Voltage (V)	Temperature Range (°C)	Ambient Temperature (°C)
HP03	0.125	50	100	300	-55 to +155	70

## Power Rating:

Resistors shall have a power rating based on continuous full load operation at an ambient temperature of 70°C. For temperature in excess of 70°C, the load shall be derated.



## Voltage rating:

Resistors shall have a rated direct-current (DC) continuous working voltage or an approximate sine-wave root-mean-square (RMS) alternating-current (AC) continuous working voltage at commercial line frequency and waveform corresponding to the power rating, as determined from the following formula :

$$RCWV = \sqrt{P \times R}$$

Where : RCWV = Rated DC or RMS AC continuous working voltage at commercial-line frequency and waveform (volt).

P = Power rating (watt)

R = Nominal resistance (ohm)

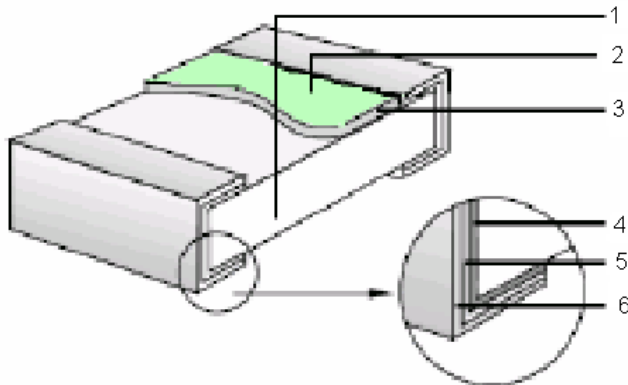
In no case shall the rated DC or RMS AC continuous working voltage be greater than the applicable maximum value.



# HP03 Series High Power Resistors

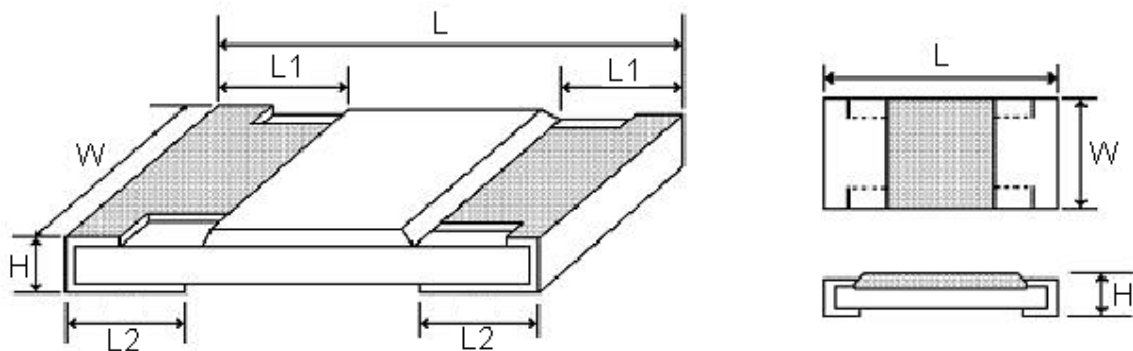


## Construction:



1. High Purity Alumina Substrate.
2. Protective covering.
3. Resistive covering.
4. Termination inner (Ag/Pd).
5. Termination (between) Ni plating.
6. Termination (outer) Sn plating.

## Power rating and dimensions



Dimensions : Millimetres

## Dimensions

Type	L	W	H	L1	L2
HP03	1.60 ±0.10	0.80 + 0.15 - 0.10	0.45 ±0.10	0.30 ±0.20	0.30 ±0.20

Dimensions : Millimetres

## Power Rating

Type	Power Rating at 70°C (W)	Tolerance %	Resistance Range (Ω)	Standard Series
HP03	0.125	±1	1 to 10M	E-96



# HP03 Series High Power Resistors



## Marking

### A. Multiplier Code for Marking Reference

Code	A	B	C	D	E	F	G	H	X	Y	Z
Multiplier	10 <sup>0</sup>	10 <sup>1</sup>	10 <sup>2</sup>	10 <sup>3</sup>	10 <sup>4</sup>	10 <sup>5</sup>	10 <sup>6</sup>	10 <sup>7</sup>	10 <sup>-1</sup>	10 <sup>-2</sup>	10 <sup>-3</sup>

#### Coding

**XX**

Resistance Code

#### Formula

**X**

Multiplier Code

Value	Code	Value	Code	Value	Code	Value	Code	Value	Code
100	01	162	21	261	41	422	61	681	81
102	02	165	22	267	42	432	62	698	82
105	03	169	23	274	43	442	63	715	83
107	04	174	24	280	44	453	64	732	84
110	05	178	25	287	45	464	65	750	85
113	06	182	26	294	46	475	66	768	86
115	07	187	27	301	47	487	67	787	87
118	08	191	28	309	48	499	68	806	88
121	09	196	29	316	49	511	69	825	89
124	10	200	30	324	50	523	70	845	90
127	11	205	31	332	51	536	71	866	91
130	12	210	32	340	52	549	72	887	92
133	13	215	33	348	53	562	73	909	93
137	14	221	34	357	54	576	74	931	94
140	15	226	35	365	55	590	75	953	95
143	16	232	36	374	56	604	76	976	96
147	17	237	37	383	57	619	77		
150	18	243	38	392	58	634	78		
154	19	249	39	402	59	649	79		
158	20	255	40	412	60	665	80		



# HP03 Series High Power Resistors



\*Marking for 0603 E-96 series, the resistance value that no have multiplier code indicate marking follow this:

B. The first two digits are significant figures of resistance and the third one denoted number of zeros and under line the marking letters.

	333		33K $\Omega$
--	-----	--	--------------

## Performance Specifications

Characteristics	Limits	Test Methods (JIS C 5201-1)															
Temperature coefficient	$\leq 10E: \pm 200PPM/^{\circ}C$ $> 10E: \pm 100PPM/^{\circ}C$	Natural resistance change per temperature degree centigrade $R2-R1/ R1 (t2-t1) \times 10^6 (PPM/^{\circ}C)$ .  R1 : Resistance value at room temperature (t1) R2 : Resistance value at room temperature plus 100°C (t2).  Test pattern : Room temperature(t1), Room temperature+100°C(t2)															
Short time overload	Resistance change rate is $\pm(5\% (2.0\% + 0.1\Omega)$ maximum $\pm(1\% (1.0\% + 0.1\Omega)$ maximum	Permanent resistance change after the application of a potential of 2.5 times RCWV for 5 seconds.															
Terminal bending	$\pm (1.0\% + 0.05\Omega)$ maximum	Twist of test board : Y/X = 3/90mm for 60 seconds															
Dielectric withstanding voltage	No evidence of flashover mechanical damage, arcing or insulation break down	Clamped in the trough of a 90°C metallic V-BLOCK and shall be tested at AC potential respectively specified in the type for 60-70 seconds															
Solderability	Minimum 95% coverage	Test temperature of solder : 245 $\pm$ 3°C; dipping time in Soldwe : 2-3 seconds															
Soldering heat	Resistance change rate is $\pm(1\%+0.05.)$ maximum	Dip the resistor into a solder bath having a temperature of 260°C $\pm$ 3°C And hold it for 10 $\pm$ 1 seconds															
Temperature cycling	$\pm 5\% (1.0\% + 0.05\Omega)$ maximum $\pm 1\% (0.5\% + 0.05\Omega)$ maximum	Resistance change after continuous 5 cycles for duty shown below: <table border="1" style="width: 100%; border-collapse: collapse;"> <thead> <tr> <th>Step</th> <th>Temperature</th> <th>Time</th> </tr> </thead> <tbody> <tr> <td>1</td> <td>-55°C <math>\pm</math> 3°C</td> <td>30 minutes</td> </tr> <tr> <td>2</td> <td>Room temperature</td> <td>10 to 15 minutes</td> </tr> <tr> <td>3</td> <td>+155°C <math>\pm</math>2°C</td> <td>30 minutes</td> </tr> <tr> <td>4</td> <td>Room temperature</td> <td>10 to 15 minutes</td> </tr> </tbody> </table>	Step	Temperature	Time	1	-55°C $\pm$ 3°C	30 minutes	2	Room temperature	10 to 15 minutes	3	+155°C $\pm$ 2°C	30 minutes	4	Room temperature	10 to 15 minutes
Step	Temperature	Time															
1	-55°C $\pm$ 3°C	30 minutes															
2	Room temperature	10 to 15 minutes															
3	+155°C $\pm$ 2°C	30 minutes															
4	Room temperature	10 to 15 minutes															
Load life in humidity	Resistance change rate is $\pm 5\% (3.0\% + 0.1\Omega)$ maximum $\pm 1\% (1.0\% + 0.1\Omega)$ maximum	Resistance change after 1000 hours (1.5 hours "on", 0.5 hour "off" ) at RCWV in a humidity chamber controlled at 40°C $\pm$ 2°C and 90 to 95 % relative humidity															
Load life	Resistance change rate is $\pm 5\% (3.0\% + 0.1\Omega)$ maximum $\pm 1\% (1.0\% + 0.1\Omega)$ maximum	Permanent resistance change after 1000 hours operating at RCWV with duty cycle of (1.5 hours "on", 0.5 hour "off") at 70°C $\pm$ 2°C ambient.															



# HP03 Series High Power Resistors



## Resistance Preferred Value Range

E6	E12	E24	E96	E6	E12	E24	E96	E6	E12	E24	E96
10	10	10	10.0				21.5				46.4
			10.2	22	22	22	22.1	47	47	47	47.5
			10.5				22.6				48.7
			10.7				23.2				49.9
		11	11.0				23.7			51	51.1
			11.3			24	24.3				52.3
			11.5				24.9				53.6
			11.8				25.5				54.9
	12	12	12.1				26.1	56	56	56	56.2
			12.4				27.7				57.6
			12.7		27	27	27.4				59.0
		13	13.0				28.0				60.4
			13.3				28.7			62	61.9
			13.7				29.4				63.4
			14.0			30	30.1				64.9
			14.3				30.9				66.5
			14.7				31.6	68	68	68	68.1
15	15	15	15.0				32.4				69.8
			15.4	33	33	33	33.2				71.5
			15.8				34.0				73.2
		16	16.2				34.8			75	75.0
			16.5				35.7				76.8
			16.9			36	36.5				78.7
			17.4				37.4				80.6
			17.8				38.3	82	82	82	82.5
	18	18	18.2		39	39	39.2				84.5
			18.7				40.2				86.6
			19.1				41.2				88.7
			19.6				42.2			91	90.9
		20	20.0			43	43.2				93.1
			20.5				44.2				95.3
			21.0				45.3				97.6

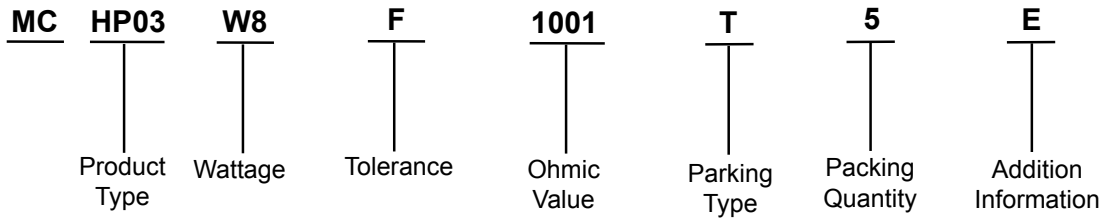
Above values in accordance with IEC Publication 63 (1963) and BS2488



# HP03 Series High Power Resistors



## Part Number Explanation:



- Product Type** : HP03 = 0603.
- Wattage** : W8 = 1/8W.
- Tolerance** : F =  $\pm 1\%$ .
- Ohmic Value** : Where R = Ohms =  $\Omega$ .  
 K = Kiloohms =  $K\Omega$ .  
 M = Megaohms =  $M\Omega$ .  
 And replaces the decimal point.  
 eg: 1R5 =  $1.5\Omega$ .  
 4K7 =  $4.7K\Omega$ .  
 6M8 =  $6.8M\Omega$ .
- Parking Type** : T = T/R Packing.
- Packing Quantity** : 5 = 5000pieces.
- Special** : E = Lead Free.

## Stocked Values

Tolerance	Wattage (W)	Preferred Value Range	Range Value
1%	0.063	E96	1R5 - 1M
1%	0.1	E24	1R5 - 1M
1%	0.125	E24	10R - 1M



# HP03 Series High Power Resistors



## Notes:

## International Sales Offices:



**AUSTRALIA - Farnell**  
Tel No: ++61 1300 361 005  
Fax No: ++61 1300 361 225



**FINLAND - Farnell**  
Tel No: ++358 9 560 7780  
Fax No: ++358 9 345 5411



**ITALY - Farnell**  
Tel No: ++39 02 93 995 200  
Fax No: ++39 02 93 995 300



**SPAIN - Farnell**  
Tel No: 901 20 20 80  
Fax No: 901 20 20 90



**AUSTRIA - Farnell**  
Tel No: ++43 662 2180 680  
Fax No: ++43 662 2180 670



**FRANCE - Farnell**  
Tel No: ++33 474 68 99 99  
Fax No: ++33 474 68 99 90



**MALAYSIA - Farnell-Newark**  
Tel No: ++60 3 7873 8000  
Fax No: ++60 3 7873 7000



**SWEDEN - Farnell**  
Tel No: ++46 8 730 50 00  
Fax No: ++46 8 83 52 62



**BELGIUM - Farnell**  
Tel No: ++32 3 475 2810  
Fax No: ++32 3 227 3648



**GERMANY - Farnell**  
Tel No: ++49 89 61 39 39 39  
Fax No: ++49 89 613 59 01



**NETHERLANDS - Farnell**  
Tel No: ++31 30 241 7373  
Fax No: ++31 30 241 7333



**SWITZERLAND - Farnell**  
Tel No: ++44 204 64 64  
Fax No: ++44 204 64 54



**BRAZIL - Farnell-Newark**  
Tel No: ++55 11 4066 9400  
Fax No: ++55 11 4066 9410



**HONG KONG - Farnell-Newark**  
Tel No: ++852 2268 9888  
Fax No: ++852 2268 9899



**NEW ZEALAND - Farnell**  
Tel No: 0800 90 80 80  
Fax No: 0800 90 80 81



**UK - Farnell**  
Tel No: ++44 8701 200 200  
Fax No: ++44 8701 200 201



**CHINA - Farnell-Newark**  
Tel No: ++86 10 6238 5152  
Fax No: ++86 10 6238 5022



**HUNGARY - Farnell**  
Tel No: ++44 870 1200 208  
Fax No: ++44 870 1200 209



**NORWAY - Farnell**  
Tel No: 800 146 70  
Fax No: 800 146 76



**UK - CPC**  
++44 8701 202 530  
++44 8701 202 531



**CZECH REPUBLIC - Farnell**  
Tel No: ++44 870 1200 208  
Fax No: ++44 870 1200 209



**INDIA - Farnell**  
Tel No: ++44 870 1200 208  
Fax No: ++44 870 1200 209



**PORTUGAL - Farnell**  
Tel No: ++34 93 475 8804  
Fax No: ++34 93 474 5288



**USA - Newark**  
Tel No: 800 463 9275



**DENMARK - Farnell**  
Tel No: ++45 44 53 66 44  
Fax No: ++45 44 53 66 06



**IRELAND - Farnell**  
Tel No: ++353 1 830 9277  
Fax No: ++353 1 830 9016



**RUSSIA - Farnell**  
Tel No: ++44 870 1200 208  
Fax No: ++44 870 1200 209



**EXPORT - Farnell**  
Tel No: ++44 8701 200 208  
Fax No: ++44 8701 200 209

For enquiries from all other markets



**ESTONIA - Farnell**  
Tel No: ++358 9 560 7780  
Fax No: ++358 9 345 5411



**ISRAEL - Farnell**  
Tel No: ++180 937 0015  
Fax No: ++180 937 0014



**SINGAPORE - Farnell-Newark**  
Tel No: ++65 6788 0200  
Fax No: ++65 6788 0300

<http://www.farnell.com>  
<http://www.newark.com>  
<http://www.cpc.co.uk>

**Disclaimer** This data sheet and its contents (the "Information") belong to the Premier Farnell Group (the "Group") or are licensed to it. No licence is granted for the use of it other than for information purposes in connection with the products to which it relates. No licence of any intellectual property rights is granted. The Information is subject to change without notice and replaces all data sheets previously supplied. The Information supplied is believed to be accurate but the Group assumes no responsibility for its accuracy or completeness, any error in or omission from it or for any use made of it. Users of this data sheet should check for themselves the Information and the suitability of the products for their purpose and not make any assumptions based on information included or omitted. Liability for loss or damage resulting from any reliance on the Information or use of it (including liability resulting from negligence or where the Group was aware of the possibility of such loss or damage arising) is excluded. This will not operate to limit or restrict the Group's liability for death or personal injury resulting from its negligence. SPC Multicomp is the registered trademark of the Group. © Premier Farnell plc 2008.

