


MC 1% Series

Thick Film Chip Resistors



Features:

- Small size and light weight.
- Suitable for both flow and re-flow soldering.
- Reduction of assembly costs and matching with placement machines.

Performance Specifications:

Temperature coefficient	: $\pm 5\%: \pm 200 \text{PPM}/^\circ\text{C}$ $\pm 1\%: 10\Omega \sim 100\Omega \leq \pm 200 \text{PPM}/^\circ\text{C}; 101\Omega \sim 1\text{M}\Omega \leq \pm 100 \text{PPM}/^\circ\text{C}$
Short-time overload	: $\pm 5\%: \pm(2.0\% + 0.1\Omega)$ Maximum $\pm 1\%: \pm(1.0\% + 0.1\Omega)$ Maximum.
Insulation resistance	: ≥ 1000 MegaOhm.
Dielectric withstanding voltage	: No evidence of flashover, mechanical damage, arcing or insulation breakdown.
Terminal bending	: $\pm(1.0\% + 0.05\Omega)$ Maximum .
Soldering heat	: Resistance change rate is $\pm(1.0\% + 0.05\Omega)$ Maximum.
Minimum solderability	: 95% coverage.
Temperature cycling	: $\pm 5\%: \pm(1.0\% + 0.05\Omega)$ Maximum $\pm 1\%: \pm(0.5\% + 0.05\Omega)$ Maximum.
Humidity (Steady State)	: $\pm 5\%: \pm(3.0\% + 0.1\Omega)$ Maximum $\pm 1\%: \pm(0.5\% + 0.1\Omega)$ Maximum.
Load life in humidity	: $\pm 5\%: \pm(3.0\% + 0.1\Omega)$ Maximum $\pm 1\%: \pm(1.0\% + 0.1\Omega)$ Maximum.
Load life	: $\pm 5\%: \pm(3.0\% + 0.1\Omega)$ Maximum $\pm 1\%: \pm(1.0\% + 0.1\Omega)$ Maximum.

* The values which are not of standard E-24 series (2% & 5%) and not of E-96 series (1%) could be offered on a case to case basis.

Specification Table

Series	Power Rating at 70°C (W)	Maximum Working Voltage (V)	Maximum Overload Voltage (V)	Operating Temperature (°C)	Tolerance (%)	Resistance Range	Standard Series
MC 0603	1/16	1A	2A	-55 - +125	Jumper	<50mΩ	E96
		50	100		± 1 ± 2 ± 5	10Ω - 1MΩ 1Ω - 10MΩ 1Ω - 10MΩ	E24 E24
MC 0805	1/10	2A	4A	-55 - +125	Jumper	<50mΩ	E96
		150	300		± 1 ± 2 ± 5	10Ω - 1MΩ 1Ω - 10MΩ 1Ω - 10MΩ	E24 E24
MC 1206	1/8	2A	4A	-55 - +125	Jumper	<50mΩ	E96
		200	400		± 1 ± 2 ± 5	10Ω - 1MΩ 1Ω - 10MΩ 1Ω - 10MΩ	E24 E24

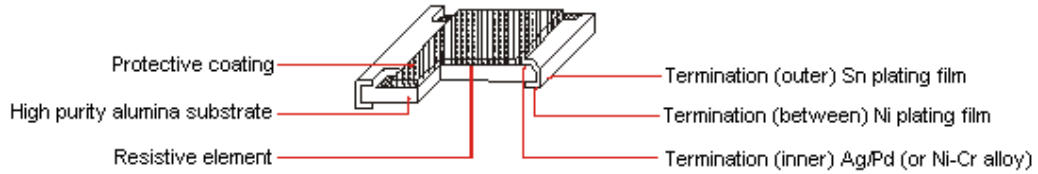


MC 1% Series

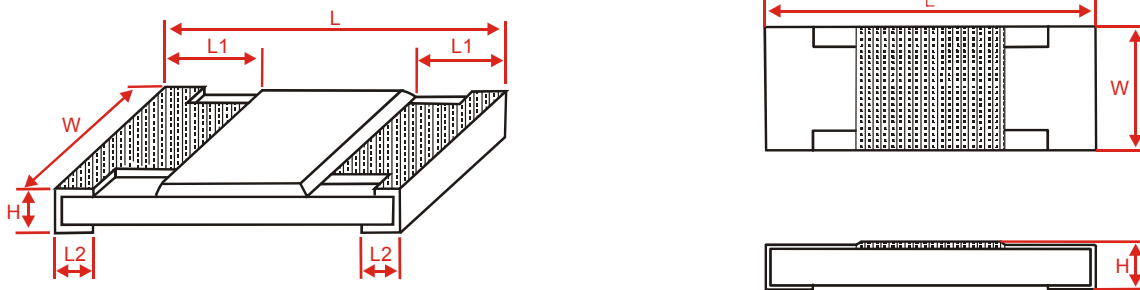
Thick Film Chip Resistors



Construction:



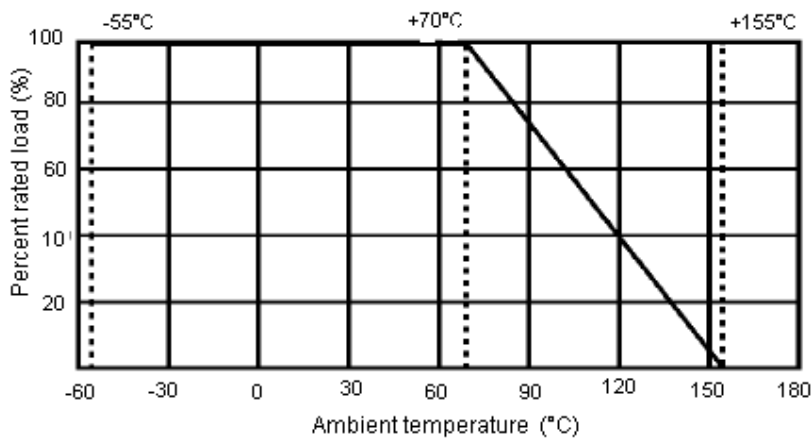
Power Rating and Dimension:



Series	Dimension				
	Length (L)	Width (W) +0.15 -0.10	Height (H) ±0.10	Length (L1) ±0.20	Length (L2) ±0.20
MC 0603	1.6 ±0.10	0.80	0.45	0.30	0.30
MC 0805	2.0 ±0.15	1.25	0.55	0.40	0.40
MC 1206	3.10 ±0.15	1.60		0.45	0.45

Dimensions : Millimetres

Derating Curve



MC 1% Series

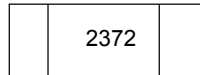
Thick Film Chip Resistors




Marking on the Resistors Body

- 1% tolerance marking of case size 0805 and bigger is 4 digits, the first 3 digits are the significant figures of the resistance and the 4th digit denotes number of zeros.

2372 = 23700Ω = 23.7KΩ; 1430 = 143Ω




Below 10Ω shown as this: **3R24** = 3.24Ω

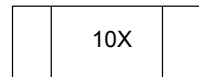


- Standard E-96 series values (±1% tolerance) of 0603 size. Due to the small size of the resistor's body, 3 digits marking will be used to indicate the accurate resistance value by using the Multiplier code.

1.96K. = 196 x 10¹Ω = **29B**

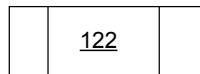


12.4. = 124 x 10⁻¹Ω = **10X**




- Standard E-24 series values which does not belong to E-96 series values (in ±1% tolerance) of 0603 size. The marking is the same as 5% tolerance but marked with underline.

122 = 1200 = 1.2kΩ.



680 = 68Ω.



MC 1% Series

Thick Film Chip Resistors



Resistance Preferred Value Range

E6	E12	E24	E96	E6	E12	E24	E96	E6	E12	E24	E96
10	10	10	10.0				21.5				46.4
			10.2	22	22	22	22.1	47	47	47	47.5
			10.5				22.6				48.7
			10.7				23.2				49.9
		11	11.0				23.7			51	51.1
			11.3			24	24.3				52.3
			11.5				24.9				53.6
			11.8				25.5				54.9
	12	12	12.1				26.1	56	56	56	56.2
			12.4				27.7				57.6
			12.7		27	27	27.4				59.0
		13	13.0				28.0				60.4
			13.3				28.7			62	61.9
			13.7				29.4				63.4
			14.0			30	30.1				64.9
			14.3				30.9				66.5
			14.7				31.6	68	68	68	68.1
15	15	15	15.0				32.4				69.8
			15.4	33	33	33	33.2				71.5
			15.8				34.0				73.2
		16	16.2				34.8			75	75.0
			16.5				35.7				76.8
			16.9			36	36.5				78.7
			17.4				37.4				80.6
			17.8				38.3	82	82	82	82.5
	18	18	18.2		39	39	39.2				84.5
			18.7				40.2				86.6
			19.1				41.2				88.7
			19.6				42.2			91	90.9
		20	20.0			43	43.2				93.1
			20.5				44.2				95.3
			21.0				45.3				97.6

Above values in accordance with IEC Publication 63 (1963) and BS2488



MC 1% Series

Thick Film Chip Resistors



Multiplier Code (for 0603 1% Marking)

Code	A	B	C	D	E	F	G	H	X	Y	Z
Multiplier	10^0	10^1	10^2	10^3	10^4	10^5	10^6	10^7	10^{-1}	10^{-2}	10^{-3}

Standard E-96 Series Resistance Value Code (for 0603 1% Marking)

Value	Code	Value	Code	Value	Code	Value	Code	Value	Code
100	01	162	21	261	41	422	61	681	81
102	02	165	22	267	42	432	62	698	82
105	03	169	23	274	43	442	63	715	83
107	04	174	24	280	44	453	64	732	84
110	05	178	25	287	45	464	65	750	85
113	06	182	26	294	46	475	66	768	86
115	07	187	27	301	47	487	67	787	87
118	08	191	28	309	48	499	68	806	88
121	09	196	29	316	49	511	69	825	89
124	10	200	30	324	50	523	70	845	90
127	11	205	31	332	51	536	71	866	91
130	12	210	32	340	52	549	72	887	92
133	13	215	33	348	53	562	73	909	93
137	14	221	34	357	54	576	74	931	94
140	15	226	35	365	55	590	75	953	95
143	16	232	36	374	56	604	76	976	96
147	17	237	37	383	57	619	77	-	-
150	18	243	38	392	58	634	78	-	-
154	19	249	39	402	59	649	79	-	-
158	20	255	40	412	60	665	80	-	-



MC 1% Series

Thick Film Chip Resistors



Part Number Explanation



- Wattage** : 0.063, 0.1 and 0.125W.
- Case Style** : 0603, 0805 and 1206.
- Tolerance** : $\pm 1\%$.
- Ohmic Value** : Where R = Ohms = Ω
 K = Kiloohms = $K\Omega$
 M = Megaohms = $M\Omega$
 And replaces the decimal point.
 eg: 1R5 = 1.5Ω
 4K7 = $4.7K\Omega$
 6M8 = $6.8M\Omega$.

Stocked Values

Tolerance	Wattage	Preferred Value Range	Range Value
1%	0.063W	E96	1R5 - 1M
1%	0.1W	E24	1R5 - 1M
1%	0.125W	E24	10R - 1M



MC 1% Series

Thick Film Chip Resistors



Notes:

International Sales Offices:

 AUSTRALIA – Farnell InOne Tel No: ++ 61 2 9645 8888 Fax No: ++ 61 2 9644 7898	 FINLAND – Farnell InOne Tel No: ++ 358 9 560 7780 Fax No: ++ 358 9 345 5411	 NETHERLANDS – Farnell InOne Tel No: ++ 31 30 241 7373 Fax No: ++ 31 30 241 7333	 SWITZERLAND – Farnell InOne Tel No: ++ 41 1 204 64 64 Fax No: ++ 41 1 204 64 54
 AUSTRIA – Farnell InOne Tel No: ++ 43 662 2180 680 Fax No: ++ 43 662 2180 670	 FRANCE – Farnell InOne Tel No: ++ 49 89 61 39 39 39 Fax No: ++ 33 474 68 99 90	 NEW ZEALAND – Farnell InOne Tel No: ++ 64 9 357 0646 Fax No: ++ 64 9 357 0656	 UK – Farnell InOne Tel No: ++ 44 8701 200 200 Fax No: ++ 44 8701 200 201
 BELGIUM – Farnell InOne Tel No: ++ 32 3 475 2810 Fax No: ++ 32 3 227 3648	 GERMANY – Farnell InOne Tel No: ++ 49 89 61 39 39 39 Fax No: ++ 49 89 613 59 01	 NORWAY – Farnell InOne Tel No: ++ 45 44 53 66 66 Fax No: ++ 45 44 53 66 02	 UK – BuckHickman InOne ++ 44 8450 510 150 ++ 44 8450 510 130
 BRAZIL – Farnell-Newark InOne Tel No: ++ 55 11 4066 9400 Fax No: ++ 55 11 4066 9410	 HONG KONG – Farnell-Newark InOne Tel No: ++ 852 2268 9888 Fax No: ++ 852 2268 9899	 PORTUGAL – Farnell InOne Tel No: ++ 34 93 475 8804 Fax No: ++ 34 93 474 5288	 UK – CPC ++ 44 8701 202 530 ++ 44 8701 202 531
 CHINA – Farnell-Newark InOne Tel No: ++86 10 6238 5152 Fax No: ++86 10 6238 5022	 IRELAND – Farnell InOne Tel No: ++ 353 1 830 9277 Fax No: ++ 353 1 830 9016	 SINGAPORE – Farnell-Newark InOne Tel No: ++ 65 6788 0200 Fax No: ++ 65 6788 0300	 EXPORT – Farnell InOne Tel No: ++ 44 8701 200 208 Fax No: ++ 44 8701 200 209
 DENMARK – Farnell InOne Tel No: ++ 45 44 53 66 44 Fax No: ++ 45 44 53 66 06	 ITALY – Farnell InOne Tel No: ++ 39 02 93 995 200 Fax No: ++ 39 02 93 995 300	 SPAIN – Farnell InOne Tel No: ++ 34 93 475 8805 Fax No: ++ 34 93 474 5107	
 ESTONIA – Farnell InOne Tel No: ++ 358 9 560 7780 Fax No: ++ 358 9 345 5411	 MALAYSIA – Farnell-Newark InOne Tel No: ++ 60 3 7873 8000 Fax No: ++ 60 3 7873 7000	 SWEDEN – Farnell InOne Tel No: ++ 46 8 730 50 00 Fax No: ++ 46 8 83 52 62	

For enquiries from all other markets

<http://www.farnellinone.com>

<http://www.buckhickmaninone.com>

<http://www.cpc.co.uk>

Disclaimer This data sheet and its contents (the "Information") belong to the Premier Farnell Group (the "Group") or are licensed to it. No licence is granted for the use of it other than for information purposes in connection with the products to which it relates. No licence of any intellectual property rights is granted. The Information is subject to change without notice and replaces all data sheets previously supplied. The Information supplied is believed to be accurate but the Group assumes no responsibility for its accuracy or completeness, any error in or omission from it or for any use made of it. Users of this data sheet should check for themselves the Information and the suitability of the products for their purpose and not make any assumptions based on information included or omitted. Liability for loss or damage resulting from any reliance on the Information or use of it (including liability resulting from negligence or where the Group was aware of the possibility of such loss or damage arising) is excluded. This will not operate to limit or restrict the Group's liability for death or personal injury resulting from its negligence. Multicomp is the registered trademark of the Group. © Premier Farnell plc 2004.

