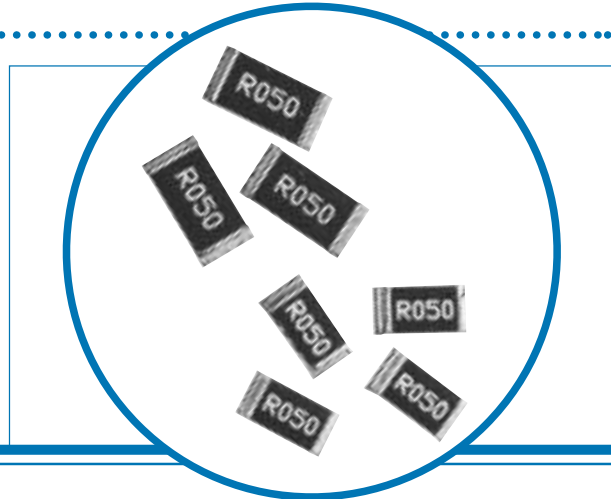


Low Value Flat Chip Resistor

LRC/LRF Series

- Standard 2512, 2010 and 1206 sizes
- Resistance values down to 0.003 ohms
- Leach resistant solder-plated copper wrap-around termination
- Low inductance - less than 0.2nH
- Standard EIA Tape - 1206 = 8mm; 2010 or 2512 = 12mm



Electrical Data

		LR1206	LR2010	LR2512
Power rating at 70°C	watts	0.5	1.0	1.5/2.0*
Resistance range	ohms	0R010 to 1R	0R003 to 1R	0R003 to 1R
Dielectric withstanding voltage	volts	200	200	200
TCR	ppm/°C	±100 (Contact factory for value below 0.050 ohms)		
Resistance tolerance	%	≤R005 5%, >R005 1, 2, 5%		
Temperature rise at rated power	°C	40	80	90
Pad and trace area for max power rating @ 70°C	mm ²	30	30	100

*2 Watts with total solder pad and trace size of 300 mm²

Physical Data

Dimensions (mm)					
Size	L	W	H (max)	D	D1
LR1206	3.20±0.305	1.63±0.203	0.8	0.48±0.25	0.48±0.25
LR2010	5.23±0.38	2.64±0.25	0.8	0.48±0.25	0.48±0.25
LR2512	6.50±0.38	3.25±0.25	0.8	0.48±0.25	0.48±0.25

LR 1225

LR 1206 / 2010 / 2512

General Note

Welwyn Components reserves the right to make changes in product specification without notice or liability. All information is subject to Welwyn's own data and is considered accurate at time of going to print.

© Welwyn Components Limited · Bedlington, Northumberland NE22 7AA, UK
Telephone: +44 (0) 1670 822181 · Facsimile: +44 (0) 1670 829465 · Email: info@welwyn-tt.com · Website: www.welwyn-tt.com

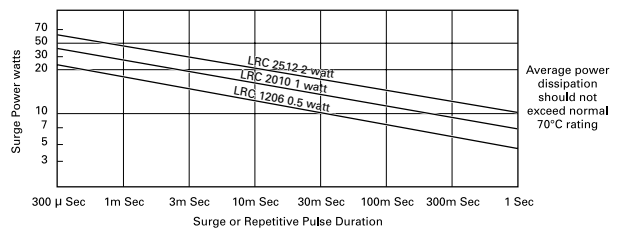
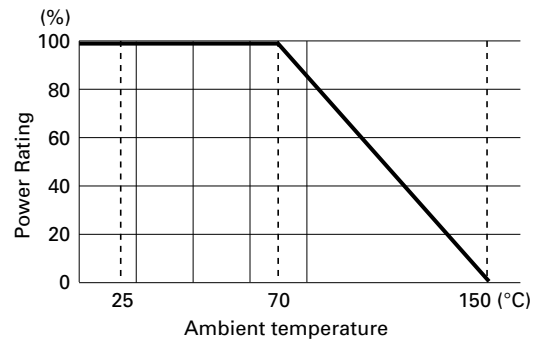
Low Value Flat Chip Resistor

LRC/LRF Series

Dimensions (mm)			
	A	B	C
LR1206	2.0	4.0	1.25
LR2010	3.05	6.5	1.5
LR2512	3.7	7.75	1.5



Characteristics	Test Method	Performance
Thermal Shock	MIL-STD-202 Method 107 Condition B, -65°C +125°C	±0.5%
Short Time Overload	MIL-PRF-55342	±0.5%
High Temperature Exposure	MIL-PRF-55342	±0.5%
Temperature Cycling	MIL-STD-883 Method 1010 Test Condition B	±0.25%
Moisture	MIL-PRF-55342	±0.5%
Load Life	MIL-PRF-55342 Rated Power @ 70°C	±1.0%
Low Temperature Operation	MIL-PRF-55342	±0.5%
Low Temperature Storage	-65°C, 100 Hours	±0.5%
Resistance to Solder Heat	MIL-STD-202 Method 210	±0.25%
Leach Resistance	Molten Solder 250°C	90 seconds minimum



Note:

For resistance values R025 and below part will be supplied as type LRF.

Components must be mounted with resistance value marking face up.

To ensure correct resistance value and tolerance.

Packaging

Resistors are supplied tape and reel as per IEC 286-3.

Type	1206	2010
Reel	3,000	3,000

Ordering Procedure

Specify type reference, value and tolerance as shown in this example of LR1206 1R 1%:

Type **LR1206** **IR0** **F**

Resistance value
(IEC62 code)

Tolerance
(IEC62 code)

F	1%
G	2%
J	5%