

MODEL 43

3 mm Multi-Turn Sealed Surface Mount Cermet Trimming Potentiometer RoHS compliant



MODELS AVAILABLE

J hook surface mount	43W
----------------------	-----

ELECTRICAL¹

Resistance Range	10 Ohm to 2 Megohms
Standard Resistance Tolerance	± 20%
Input Voltage, Maximum	200 Vdc or rms, not to exceed power rating
Power rating, Watts	0.125 @ 70°C, derating to 0 @ 150°C
End Resistance, Maximum	1% or 3 Ohms, whichever is greater
Actual Electrical Travel, Nominal	11 turns
Dielectric Strength	600 V AC
Insulation Resistance, Minimum	100 Megohms
Resolution	Essentially infinite
Contact Resistance Variation, Maximum	3% or 3 Ohms, whichever is greater
Temperature Coefficient of Resistance	±100 ppm/°C

MECHANICAL

Mechanical Stop	Wiper idles
Torque, Maximum	2.5 in. oz.
Weight, Approx.	0.01 oz.
Wiper Position	Approx. 50%

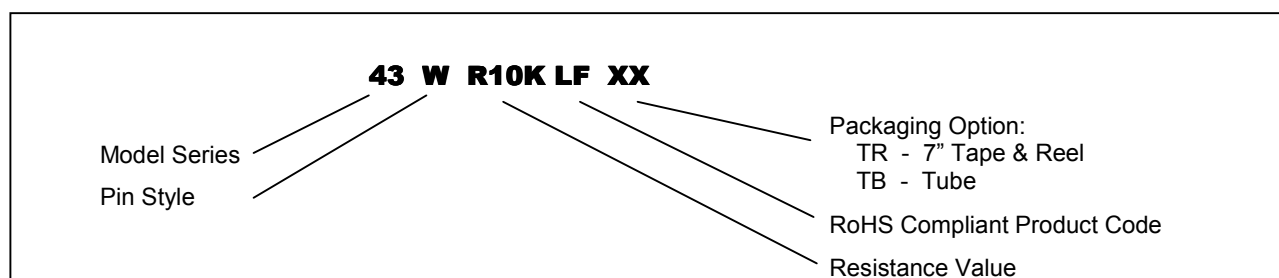
¹ Specifications subject to change without notice.

MODEL 43

ENVIRONMENTAL

Seal	85°C Fluorinert®
Operating Temperature Range	-65°C to +150°C
Thermal Shock, 5 cycles, -55°C to +125°C	2% ΔR, 2% ΔV Ratio max.
Moisture Resistance, Ten 24 Hour Cycles	3% ΔR
Shock, 6 ms Sawtooth 100G's	1% ΔR, 1% ΔV Ratio max.
Vibration, 20G's to 2000 Hz	1% ΔR, 1% ΔV Ratio max.
High Temperature Exposure, 250 Hours @ 125°C	2% ΔR, 2% ΔV Ratio max.
Rotational Life, 200 Cycles	3% ΔR
Load Life, 0.125W, 1000 Hours, 70°C	4% ΔR or 4 ohms which ever is greatest, 2% ΔV Ratio max.
Resistance to Solder Heat	260°C for 5 sec.

ORDERING INFORMATION²



PACKAGING INFORMATION

Tape & Reel

Tape Width	12 mm
Sprocket Pitch	4 mm
Reel Diameter	7 inches
Quantity per Reel	500 units

Tubes

Anti-Static Tubes, all units oriented with #1 pin to the same side	50 units per tube
--	-------------------

STANDARD RESISTANCE VALUES, OHMS

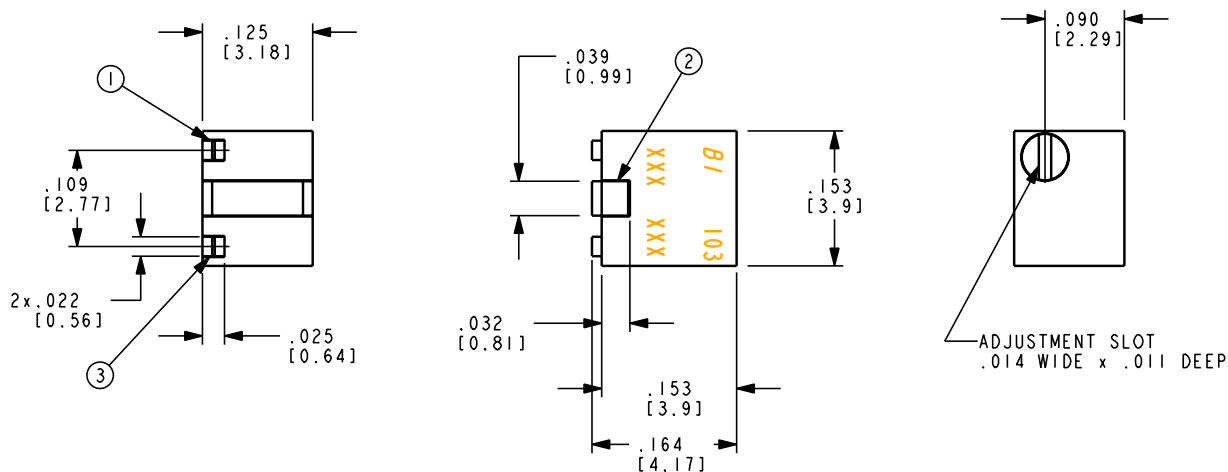
10	100	1K	10K	100K	1 Meg
20	200	2K	20K	200K	2 Meg
50	500	5K	50K	500K	

² Contact our customer service for custom designs and features.

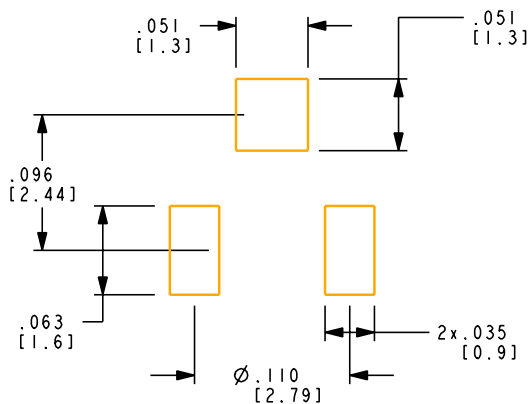
MODEL 43

OUTLINE DRAWING³

Model 43W

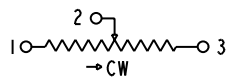


RECOMMENDED PCB LAYOUT (INCH/mm)



DIMENSIONS ARE : INCHES (mm)
TOLERANCES : $\pm .010$ (.25) EXCEPT WHERE NOTED

CIRCUIT DIAGRAM



³ Dimensions are Inches (mm), Tolerances are $\pm .01$ inch ($\pm .025$ mm) unless otherwise stated.