

Features

- Formerly *JW.Miller* model
- Current rating up to 5.3 A
- Inductance range: 10 μ H to 1000 μ H
- RoHS compliant*

Applications

- DC/DC converters
- Power supplies
- Desktop notebooks
- Output chokes

RL110 Series - Radial Lead RF Choke

Electrical Specifications (@ 25 °C)

Part Number	Inductance (μ H)	Tol.	Q (Ref.)	Test Frequency		SRF (MHz) Typ.	DCR (Ω) Max.	I dc (A)
				L	Q			
RL110-100M-RC	10	± 20 %	20	2.52 MHz	2.52 MHz	14	0.022	5.3
RL110-120M-RC	12	± 20 %	20	2.52 MHz	2.52 MHz	11	0.023	4.9
RL110-150M-RC	15	± 20 %	20	2.52 MHz	2.52 MHz	7.7	0.026	4.4
RL110-180M-RC	18	± 20 %	20	2.52 MHz	2.52 MHz	7.1	0.033	4.0
RL110-220M-RC	22	± 20 %	20	2.52 MHz	2.52 MHz	6.8	0.037	3.6
RL110-270M-RC	27	± 20 %	20	2.52 MHz	2.52 MHz	6.1	0.048	3.3
RL110-330K-RC	33	± 10 %	20	2.52 MHz	2.52 MHz	6.0	0.055	2.9
RL110-390K-RC	39	± 10 %	25	2.52 MHz	2.52 MHz	8.6	0.073	2.7
RL110-470K-RC	47	± 10 %	25	2.52 MHz	2.52 MHz	8.1	0.083	2.5
RL110-560K-RC	56	± 10 %	25	2.52 MHz	2.52 MHz	7.6	0.092	2.3
RL110-680K-RC	68	± 10 %	25	2.52 MHz	2.52 MHz	6.3	0.12	2.1
RL110-820K-RC	82	± 10 %	25	2.52 MHz	2.52 MHz	6.0	0.14	1.9
RL110-101K-RC	100	± 10 %	25	1 KHz	796 KHz	5.7	0.16	1.7
RL110-121K-RC	120	± 10 %	25	1 KHz	796 KHz	4.8	0.20	1.5
RL110-151K-RC	150	± 10 %	25	1 KHz	796 KHz	4.2	0.23	1.4
RL110-181K-RC	180	± 10 %	25	1 KHz	796 KHz	3.9	0.31	1.3
RL110-221K-RC	220	± 10 %	25	1 KHz	796 KHz	3.8	0.34	1.1
RL110-271K-RC	270	± 10 %	20	1 KHz	796 KHz	3.4	0.40	1.0
RL110-331K-RC	330	± 10 %	20	1 KHz	796 KHz	2.8	0.52	0.93
RL110-391K-RC	390	± 10 %	20	1 KHz	796 KHz	2.7	0.65	0.86
RL110-471K-RC	470	± 10 %	20	1 KHz	796 KHz	2.5	0.71	0.78
RL110-561K-RC	560	± 10 %	20	1 KHz	796 KHz	2.2	1.00	0.71
RL110-681K-RC	680	± 10 %	20	1 KHz	796 KHz	2.1	1.10	0.65
RL110-821K-RC	820	± 10 %	20	1 KHz	796 KHz	2.0	1.30	0.59
RL110-102K-RC	1000	± 10 %	20	1 KHz	252 KHz	1.7	1.70	0.53

General Specifications

Rated Current.... Inductance drop 10 %, or 40 °C temperature rise at I dc
 Operating Temperature -40 °C to +105 °C
 Storage Temperature -40 °C to +105 °C

Materials

Core Material..... Ferrite
 Wire Enameled copper
 Terminal Coating..... Sn

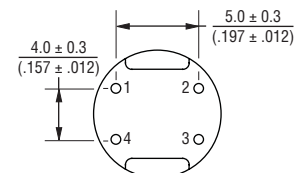
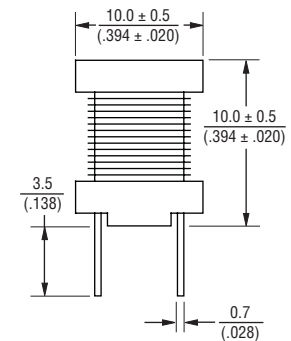
Marking

..... Value code on top of inductor

Packaging

Standard..... 100 pcs. per bag

Product Dimensions



CONNECTION:
 10 - 33 μ H..... Pin (1,4) & (2,3)
 39 - 1000 μ H..... Pin 2 & 4

DIMENSIONS: $\frac{\text{MM}}{\text{(INCHES)}}$

How To Order

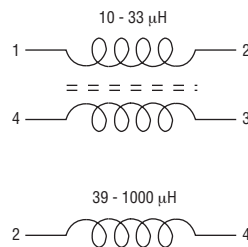
RL110 - 471K - RC

Model _____
 Value/Tolerance Code (see table) _____
 Compliance Code _____
 RC = RoHS Compliant

Example:

RL110-471K-RC = 470 μ H, ± 10 %

Electrical Schematic



REV. 09/09

*RoHS Directive 2002/95/EC Jan 27 2003 including Annex.

Specifications are subject to change without notice.

Customers should verify actual device performance in their specific applications