

# Spezifikation für Freigabe / specification for release

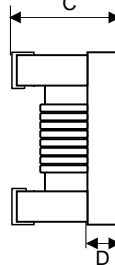
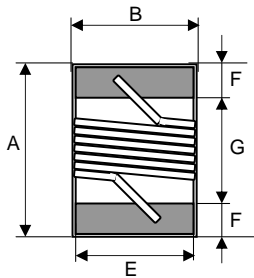
Kunde / customer : \_\_\_\_\_  
 Artikelnummer / part number : **744760262C**  
 Bezeichnung : **Keramik-SMD-Induktivität WE-KI**  
 description : **Ceramic-SMD-Inductor WE-KI**

LF



DATUM / DATE : 2006-08-10

## A Mechanische Abmessungen / dimensions:

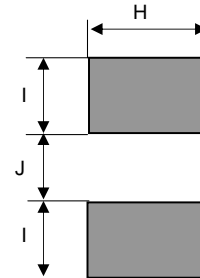


Größe / size 0805C		
A	2,28±0,2	mm
B	1,70±0,2	mm
C	1,28±0,2	mm
D	0,50 ref	mm
E	1,27 ref	mm
F	0,51 ref	mm
G	1,02 ref	mm
H	1,78 ref	mm
I	1,02 ref	mm
J	0,76 ref	mm

## B Elektrische Eigenschaften / electrical properties:

Eigenschaften / properties	Testbedingungen / test conditions		Wert / value	Einheit / unit	tol.
Induktivität / inductance	25 MHz	L	620	nH	±5%
Güte Q / Q factor	50 MHz	Q	23		min.
DC-Widerstand / DC-resistance		R <sub>DC</sub>	2,7	Ω	max.
Nennstrom / rated current	ΔT = 15 K	I <sub>DC</sub>	400	mA	max.
Eigenres.-Frequenz / self-res.-frequency		SRF	188	MHz	min.

## C Lötpad / soldering spec.:



## D Prüfgeräte / test equipment:

Agilent 4287A +HP 16193A für/for L und/and Q  
 HP 4338B für/for R<sub>DC</sub>  
 HP 4285A + 42841A + 42842C + 42851 - 6110 für/for I<sub>DC</sub>  
 ENA 5071B für/for SRF

## E Testbedingungen / test conditions:

Luftfeuchtigkeit / humidity: 33%  
 Umgebungstemperatur / temperature: +20°C

## F Werkstoffe & Zulassungen / material & approvals

Basismaterial / base material: Keramik/ ceramic  
 Kontaktmaterial/ contact plating: Mo/Mn + Ni + Au

## G Eigenschaften / general specifications:

Lagerbedingungen / Storage conditions: -10°C ~ +40 °C  
 30 ~70 % RH  
 Betriebstemperatur / operating temperature: -40°C - +125°C

Freigabe erteilt / general release:	Kunde / customer				
	Datum / date		Unterschrift / signature		
Geprüft / checked	Würth Elektronik				
	Kontrolliert / approved		Skle	Version 1	06-08-10
			Name	Änderung / modification	Datum / date

This electronic component has been designed and developed for usage in general electronic equipment. Before incorporating this component into any equipment where higher safety and reliability is especially required or if there is the possibility of direct damage or injury to human body, for example in the range of aerospace, aviation, nuclear control, submarine, transportation, (automotive control, train control, ship control), transportation signal, disaster prevention, medical, public information network etc, Würth Elektronik eiSos GmbH must be informed before the design-in stage. In addition, sufficient reliability evaluation checks for safety must be performed on every electronic component which is used in electrical circuits that require high safety and reliability functions or performance.

Würth Elektronik eiSos GmbH & Co. KG

D-74638 Waldenburg · Max-Eyth-Strasse 1 - 3 · Germany · Telefon (+49) (0) 7942 - 945 - 0 · Telefax (+49) (0) 7942 - 945 - 400  
<http://www.we-online.com>