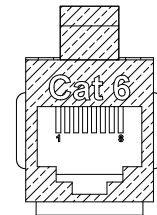
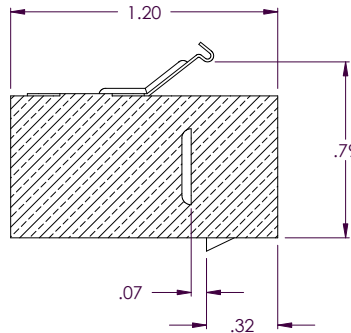
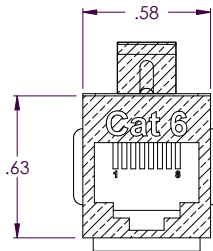


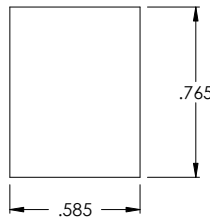
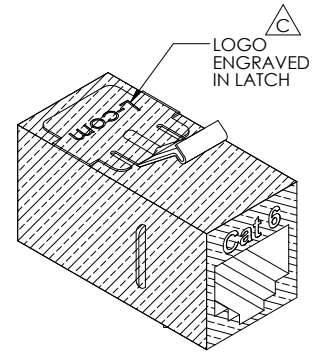
THE INFORMATION CONTAINED IN THIS DRAWING IS THE SOLE PROPERTY OF L-COM, INC. ANY REPRODUCTION IN PART OR WHOLE WITHOUT THE WRITTEN PERMISSION OF L-COM, INC. IS PROHIBITED.

REVISIONS			
REV	DESCRIPTION	DATE	APPROVED
A	INITIAL RELEASE	07/11/03	B.MAZEJKA
B	ECN1629: ADDED COMPONENT SPECIFICATION TABLE	12/31/03	DFF
C	ECN1961: ADDED NOTE "LOGO ENGRAVED IN LATCH"	1/26/05	DFF



2X RJ45 JACK
(8 X 8)

WIRING	
PIN 1	PIN 1
PIN 2	PIN 2
PIN 3	PIN 3
PIN 4	PIN 4
PIN 5	PIN 5
PIN 6	PIN 6
PIN 7	PIN 7
PIN 8	PIN 8
SHIELD	SHIELD



RECOMMENDED
PANEL OPENING

Component Specification	
Material	
Housing	ABS, UL94V-0 compliant, Color: Black
Contacts	Phosphor Bronze
Contact Plating	Gold, 50 μinches over nickel plating
Shield	Stainless Steel
Design	
Jack	Compliant to mechanical requirements of FCC 68.5 Subpart F
Electrical	
Current Rating	1.5 Amp (max)
Voltage Rating	150 volts
Environmental	
Operating Temperature Range	-40°C to +70°C
Application	
Rating	Category 6
Wiring	Straight through
Maximum Panel Thickness	.065"

CS-200

UNLESS OTHERWISE SPECIFIED,
DIMENSIONS ARE IN INCHES.
TOLERANCES ARE:
X ±.1
.XX ±.05
.XXX ±.005
CABLE LENGTH TOLERANCE
<300' ±5% >300' ±2%

APPROVALS	DATE
DRAWN BY B.MAZEJKA	06/16/2003
CHECKED BY D.PARHAM	07/11/2003
APPROVED BY C.McCORMICK	07/11/2003

CONFIGURATION DETAILS OF
UNDIMENSIONED FEATURES
MAY VARY

L-com COMMUNITY PRODUCTS		45 BEECHWOOD DRIVE NORTH ANDOVER, MA 01845	
PRODUCT DESCRIPTION CAT 6 - SHIELDED RJ45 KEYSTONE FEED-THRU COUPLER			
DRAWING TITLE OUTLINE DRAWING			
SIZE A	PSCM NO. 43321	DWG. NO. TDG1026KS-C6-OD1	REV C
SCALE: 10:1 CAD FILE: TDG1026KS-C6-OD1.SLDDRW			SHEET 1 OF 1

8 7 6 5 4 3 2 1