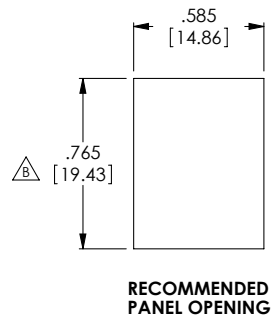
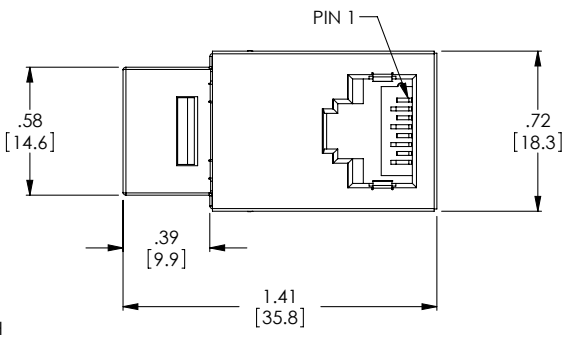

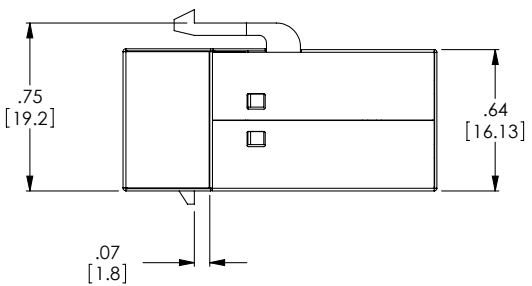
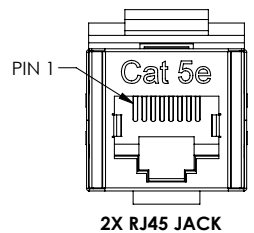
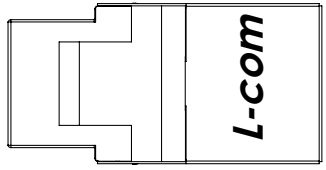


THE INFORMATION CONTAINED IN THIS DRAWING IS THE SOLE PROPERTY OF L-COM, INC. ANY REPRODUCTION IN PART OR WHOLE WITHOUT THE WRITTEN PERMISSION OF L-COM, INC. IS PROHIBITED.

REVISIONS			
REV	DESCRIPTION	DATE	APPROVED
A	INITIAL RELEASE-COURTESY COPY TO CUSTOMER	12/18/09	D.GRIFFIN
B	ECN4809: .765 WAS .770. ADDED TOP & REAR VIEW. EXPANDED NOTE 5.	06/04/10	DFP
B	ECN99999: CORRECTED SPECIFICATION NUMBER	08/05/10	DFP



**RECOMMENDED
PANEL OPENING**

- NOTE
1. COUPLER IS WIRED STRAIGHT THROUGH
 2. HOUSING: ABS, UL94V-0 RATED
 3. SHIELDING: NICKEL PLATED
 4. CONTACT PLATING: 30μINCHES GOLD
 5. COUPLERS ARE INDIVIDUALLY PACKAGED IN A POLYBAG IN ACCORDANCE WITH L-COM SPECIFICATION PS-0031.
 6. COUPLERS ARE RoHS COMPLIANT

UNLESS OTHERWISE SPECIFIED, DIMENSIONS ARE IN INCHES [mm] OVERALL CABLE LENGTH TOLERANCE: ≤12 [305] = +1 [25] / -0 >12 [305] ≤60 [1524] = +2 [51] / -0 >60 [1524] ≤120 [3048] = +4 [102] / -0 >120 [3048] ≤300 [7620] = +6 [152] / -0 >300 [7620] = +5% / -0% ALL OTHER DIMENSIONAL TOLERANCES: X = ±.2 XX = ±.05 XXX = ±.005	APPROVALS	DATE
	DRAWN BY D. PARHAM	12/14/2009
	CHECKED BY D. CASTRO	12/17/2009
	APPROVED BY P. MCNEIL	12/17/2009
PROJECTION	CONFIGURATION DETAILS OF UNDIMENSIONED FEATURES MAY VARY	
	COLOR VARIATIONS MAY OCCUR	

		45 BEECHWOOD DRIVE NORTH ANDOVER, MA 01845	
CATEGORY TELECOM / MODULAR			
PRODUCT DESCRIPTION CPLR RJ45 F-F CAT5E SHIELDED			
SIZE A	FSCM NO. 43321	DWG. NO. TDG1026KCS-R5E	REV. B
SCALE: NONE		CAD FILE: TDG1026KCS-R5E.SLDDRW	
			SHEET 1 OF 1