

Description

- Miniature size and rugged construction
- Low DCR and high efficiency
- Suited for IR and vapor reflow solder
- Designed for high shock environments
- Frequency range 1kHz to 2MHz
- Ferrite core material



Applications

- DC-DC converters
- Filter inductors
- Signal conditioning
- Energy storage applications
- Computer, pager and battery powered equipment

Environmental Data

- Storage temperature range: -40°C to +125°C
- Operating ambient temperature range: -40°C to +85°C range is application specific. Temperature rise is approximately 40°C at rated RMS current. Maximum operating temperature is 125°C including ambient.
- Solder reflow temperature: +260°C max. for 10 seconds max.

Packaging

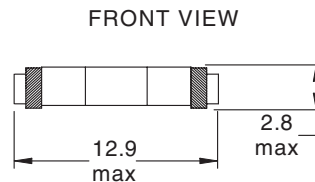
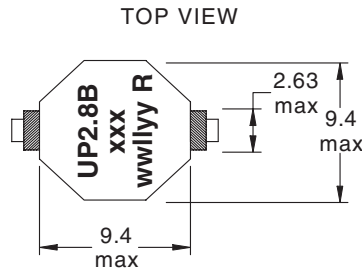
- Supplied in tape and reel packaging, 1,750 per reel

Part Number	Inductance μH (Rated)	OCL (1) $\mu\text{H} \pm 20\%$	I _{rms} (2) Amperes	I _{sat} (3) Amperes	DCR (4) Ohms (Max.)
UP2.8B-1R0-R	1.0	0.98	3.6	8.0	.0286
UP2.8B-1R5-R	1.5	1.59	3.3	6.4	.0349
UP2.8B-2R2-R	2.2	2.44	3.1	5.2	.0356
UP2.8B-3R3-R	3.3	3.24	2.8	4.5	.0474
UP2.8B-4R7-R	4.7	4.15	2.7	3.9	.0478
UP2.8B-6R8-R	6.8	6.73	2.4	3.2	.067
UP2.8B-100-R	10	10	2.1	2.7	.080
UP2.8B-150-R	15	15	1.7	2.2	.120
UP2.8B-220-R	22	22	1.5	1.7	.190
UP2.8B-330-R	33	33	1.3	1.5	.250
UP2.8B-470-R	47	47	1.0	1.2	.340
UP2.8B-680-R	68	68	.89	1.0	.480
UP2.8B-101-R	100	100	.78	.84	.622
UP2.8B-151-R	150	150	.62	.74	.971

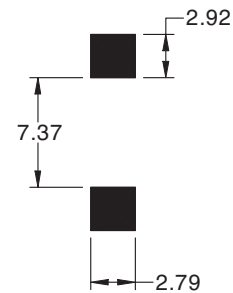
1) Open Circuit Inductance Test Parameters: 100kHz, 0.250 Vrms, 0.0 Adc
 2) RMS current, delta temp. of 40° C ambient temperature of 85° C

3) Peak current for approximately 10% roll-off @ 20°C
 4) Values @ 20° C

Mechanical Diagrams



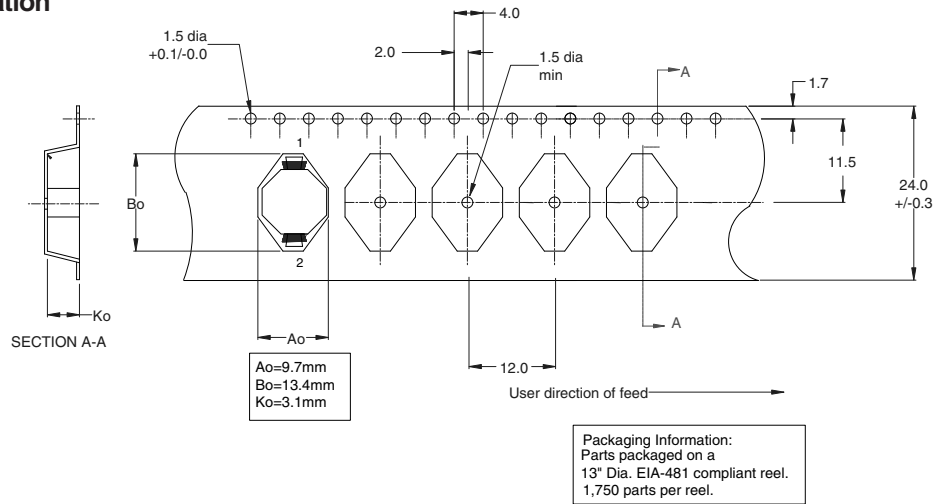
Recommended PCB Layout



Component View

Dimensions in Millimeters.
 wwlyy = date code R = (revision level)
 xxx = Inductance value per family chart

Packaging Information



Inductance Characteristics

