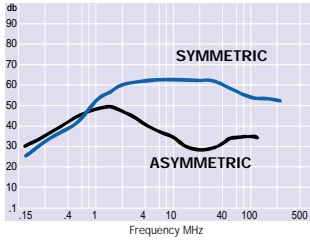
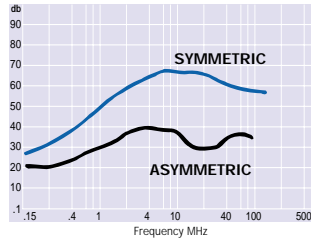


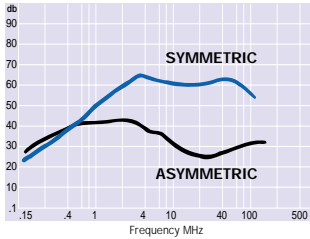
1 & 3 AMP STANDARD




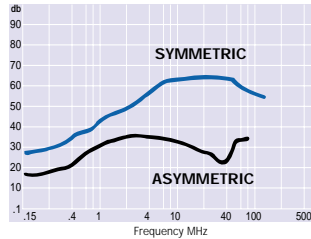
6 & 10 AMP STANDARD



1 & 3 AMP MEDICAL



6 & 10 AMP MEDICAL



SF 4120	Rated Current A	Leakage Current @ 250V 50Hz	Inductance mH	Bleed Resistor MΩ	Connections	Approvals			
<b>Standard Version</b>									
SF 4120-1/01	1	0.2mA	3.5	Not fitted	6.3 x 0.8 Faston	<input checked="" type="checkbox"/>	<input checked="" type="checkbox"/>	<input checked="" type="checkbox"/>	
SF 4120-3/01	3	0.2mA	2.0	Not fitted	6.3 x 0.8 Faston	<input checked="" type="checkbox"/>	<input checked="" type="checkbox"/>	<input checked="" type="checkbox"/>	
SF 4120-6/01	6	0.2mA	0.8	Not fitted	6.3 x 0.8 Faston	<input checked="" type="checkbox"/>	<input checked="" type="checkbox"/>	<input checked="" type="checkbox"/>	
SF 4120-10/01	10	0.2mA	0.2	Not fitted	6.3 x 0.8 Faston	<input checked="" type="checkbox"/>	<input checked="" type="checkbox"/>	<input checked="" type="checkbox"/>	
<b>Medical Version</b>									
SF 4120M-1/01	1	5μA	3.5	1	6.3 x 0.8 Faston	<input checked="" type="checkbox"/>	<input checked="" type="checkbox"/>	<input checked="" type="checkbox"/>	
SF 4120M-3/01	3	5μA	2.0	1	6.3 x 0.8 Faston	<input checked="" type="checkbox"/>	<input checked="" type="checkbox"/>	<input checked="" type="checkbox"/>	
SF 4120M-6/01	6	5μA	0.8	1	6.3 x 0.8 Faston	<input checked="" type="checkbox"/>	<input checked="" type="checkbox"/>	<input checked="" type="checkbox"/>	
SF 4120M-10/01	10	5μA	0.2	1	6.3 x 0.8 Faston	<input checked="" type="checkbox"/>	<input checked="" type="checkbox"/>	<input checked="" type="checkbox"/>	

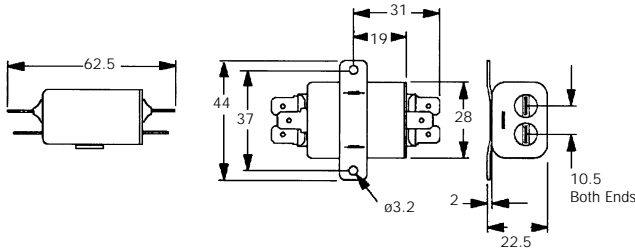
Temperature Range: -25°C to +85°C  
 Operating Voltage: 250Vac  
 Operating Frequency: 0 to 400Hz  
 Test Voltage: L+N to ground, 2250Vdc, 2 seconds

Approved  
 Submitted for Approval

IEC 950 (EN 60950) Applications

## DIMENSIONS

All dimensions are nominal and in mm



## CIRCUIT DIAGRAMS

