

Spezifikation für Freigabe / specification for release

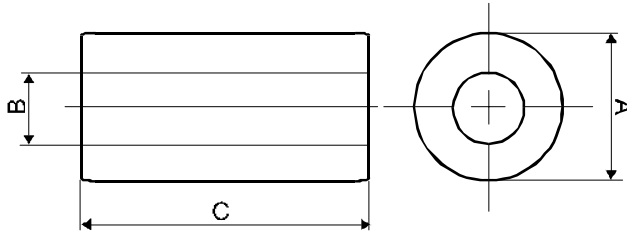
Kunde / customer : _____
 Artikelnummer / part number : **74270094** LF
 Bezeichnung : **FERRITHÜLSE**
 description : **AXIAL FERRITE BEADS**



WÜRTH ELEKTRONIK

DATUM / DATE : 2006-06-28

A Mechanische Abmessungen / dimensions:




A	17,5 +0,2 -0,7	mm
B	10,7 +0,2 -0,7	mm
C	18,0 ± 0,5	mm

B Elektrische Eigenschaften / electrical properties:

Eigenschaften / properties	Testbedingungen / test conditions		Wert / value	Einheit / unit	Tol.
Impedanz @ 1 Wg./ impedance @ 1 turn	25 MHz	Z	70	Ω	± 25%
Impedanz @ 1 Wg./ impedance @ 1 turn	100 MHz	Z	110	Ω	± 25%
Impedanz @ 2 Wg./ impedance @ 2 turn	25 MHz	Z	270	Ω	typ.
Impedanz @ 2 Wg./ impedance @ 2 turn	100 MHz	Z	450	Ω	typ.

C



D Prüfgeräte / test equipment:

HP 4191 B für/for Z und/and material
16092A - Klemme / clamp
AWG26 - Ø 0,5mm - Länge/length: 80 mm

E Testbedingungen / test conditions:

Luftfeuchtigkeit / humidity: 33%
 Umgebungstemperatur / temperature: + 20°C

F Werkstoffe & Zulassungen / material & approvals:

Basismaterial / base material: 4 W 620

G Eigenschaften / general specifications:

Curietemperatur / curie temperature: + 150°C
 für Kabeldurchmesser / for cable diameter: ≤ 10,0
 Lagertemperatur / storage temperature: -55°C ~ + 85°C
 Betriebstemp. / operating temperature: -25°C ~ + 85°C

Freigabe erteilt / general release:	Kunde / customer				
Datum / date	Unterschrift / signature		SMU	Update	06-06-28
	Würth Elektronik		LF	RoHS update	04-10-11
			RT	Update	02-04-17
			JH	Neugestaltung	00-12-06
Geprüft / checked	Kontrolliert / approved		Name	Änderung / modification	Datum / date

Würth Elektronik eiSos GmbH & Co. KG

D-74638 Waldenburg · Max-Eyth-Strasse 1 - 3 · Germany · Telefon (+49) (0) 7942 - 945 - 0 · Telefax (+49) (0) 7942 - 945 - 400
<http://www.we-online.com>

Spezifikation für Freigabe / specification for release

Kunde / customer : _____

Artikelnummer / part number : **74270094** LF

Bezeichnung : **FERRITHÜLSE**

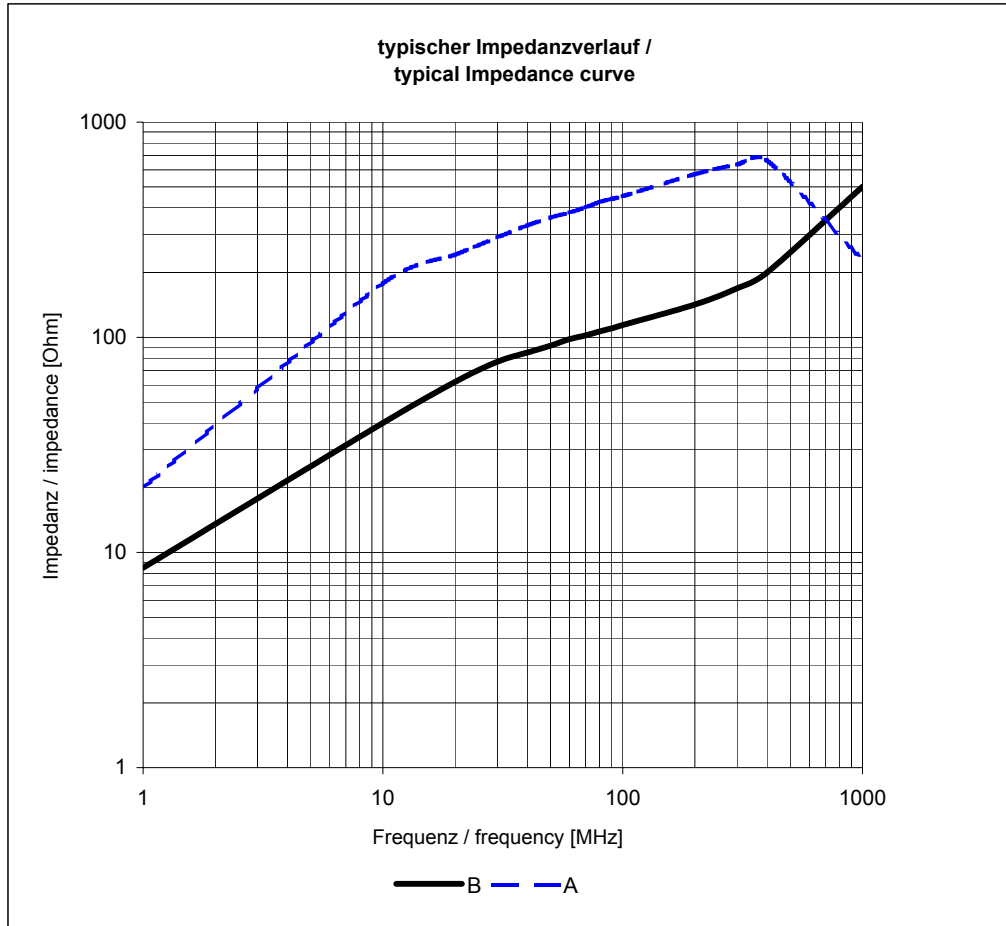
description : **AXIAL FERRITE BEADS**



WÜRTH ELEKTRONIK

DATUM / DATE : 2006-06-28

H Impedanzverlauf / impedance curve:



A: 2 x durch Bohrung Ferrit / 2 x times through ferrite

B: 1 x durch Bohrung Ferrit / 1 x times through ferrite

Freigabe erteilt / general release:	Kunde / customer			
.....			
Datum / date	Unterschrift / signature	SMU	Update	06-06-28
	Würth Elektronik	LF	RoHS update	04-10-11
.....	RT	Update	02-04-17
Geprüft / checked	Kontrolliert / approved	JH	Neugestaltung	00-12-06
		Name	Änderung / modification	Datum / date

This electronic component has been designed and developed for usage in general electronic equipment. Before incorporating this component into any equipment where higher safety and reliability is especially required or if there is the possibility of direct damage or injury to human body, for example in the range of aerospace, aviation, nuclear control, submarine, transportation, (automotive control, train control, ship control), transportation signal, disaster prevention, medical, public information network etc, Würth Elektronik eiSos GmbH must be informed before the design-in stage. In addition, sufficient reliability evaluation checks for safety must be performed on every electronic component which is used in electrical circuits that require high safety and reliability functions or performance.

Würth Elektronik eiSos GmbH & Co. KG

D-74638 Waldenburg · Max-Eyth-Strasse 1 - 3 · Germany · Telefon (+49) (0) 7942 - 945 - 0 · Telefax (+49) (0) 7942 - 945 - 400
http://www.we-online.com