

Wound Beads

Six and eleven hole beads, in 43 material and 61 material, are available as beads and w tinned copper wire in several winding configurations.

- Available materials: 43 and 61.
- Parts with a "1" as the last digit of the part number are supplied bulk packed. Parts 29 - - 666651 and 29 - - 666631 can be supplied radially taped and reeled per EIA Standard 468-B. This packing method will change the last digit of the part number to a "4".
- Wire used for winding is oxygen free high conductivity copper with a tin plating.
- For performance data on Wound Beads, see page 58 of section "How to Choose Ferrite Components for EMI Suppression".
- Beads are controlled for impedance limits only. They are tested for impedance using a Hewlett Packard HP 4193A Vector Impedance Meter for beads in 43 material and the HP 4191A RF Impedance Analyzer for 61 material beads.
- The Expanded Bead-on-Lead EMI Suppressor Kit (part number 0199000010) is available for prototype evaluation. See page 84.

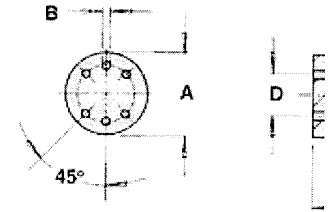


Figure 1

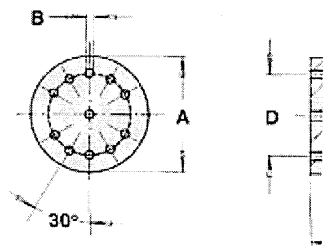


Figure 2

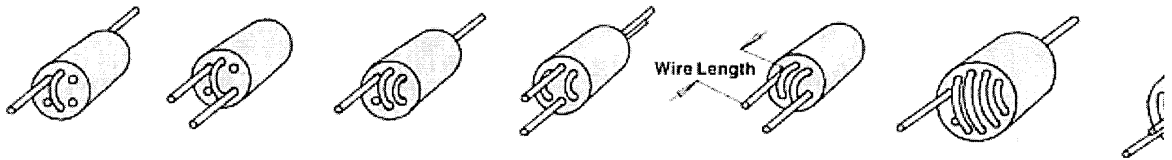


Figure 1-1

Figure 1-2

Figure 1-3

Figure 1-4

Figure 1-5

Figure 2-1

Figure 2-2

Dimensions (Bold numbers are in millimeters, light numbers are nominal in inches.)

Part Number*	Fig.	A	B	C	D _{Ref}	Wt (g)	Impedance (Ω)				
							43			6	
							10 MHz	50 MHz	100 MHz	50 MHz	100 MHz
26 - - 666611 ^①	1	6.0±0.25 236	0.75±0.15 .032	10.0±0.25 .394	3.5 .138	1.2	170 Min.	320 Min.	375 Min.	250 Min.	425
2643777711 ^②	2	10.0±0.25 3.94	0.9±0.15 .038	10.0±0.25 .394	7.5 295	3.3	300 Min.	725 Min.	400 Min.	-	-

^① Tested with 1½ Turns ^② Tested with 2½ turns

Part Number*	Fig.	Turns	Wire Size	Wire Length	Wt (g)	Impedance (Ω)				
						43			6	
						10 MHz	50 MHz	100 MHz	50 MHz	100 MHz
29 - - 666661	1-1	1½	0.53 24 AWG	38.0±3.0 1.500	1.3	170 Min.	320 Min.	375 Min.	250 Min.	425
29 - - 666651	1-2	2	0.53 24 AWG	38.0±3.0 1.500	1.3	240 Min.	520 Min.	480 Min.	525 Min.	600
29 - - 666671	1-3	2½	0.53 24 AWG	38.0±3.0 1.500	1.4	320 Min.	680 Min.	580 Min.	750 Min.	675
29 - - 666681	1-4	2 x 1½	0.53 24 AWG	38.0±3.0 1.500	1.4	170 Min.	320 Min.	350 Min.	325 Min.	425
29 - - 666631	1-5	3	0.53 24 AWG	38.0±3.0 1.500	1.4	400 Min.	800 Min.	550 Min.	950 Min.	625
2943777741	2-1	4½	0.65 22 AWG	38.0±3.0 1.500	3.8	750 Min.	1000 Min.	400 Min.	-	-
2943777721	2-2	2 x 2½	0.65 22 AWG	38.0±3.0 1.500	3.9	300 Min.	725 Min.	400 Min.	-	-

* Insert desired material in 3rd & 4th digit positions.

^③ Wire length of one winding is **38.0±3.0** (1.500). Wire length of second winding is **28.5±3.0** (1.125)

SCHAFFNER

Typical Performance Data

Wound Beads, page 88

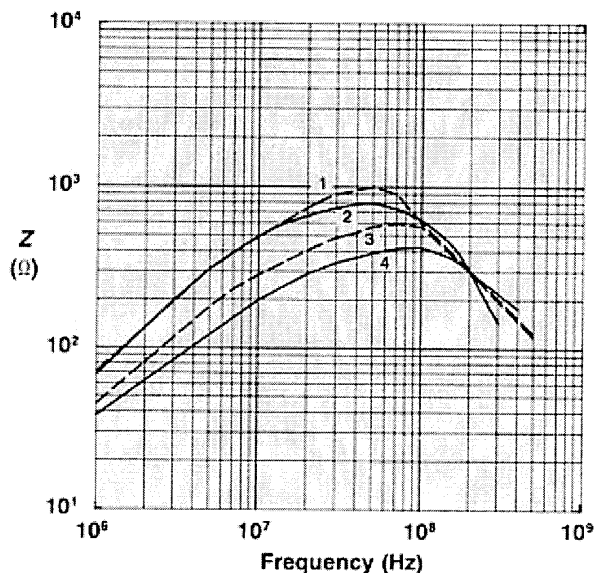


Figure 47 Impedance vs. Frequency for wound six hole beads in 43 material.
 1 2943666631 3 2943666651
 2 2943666671 4 2943666661

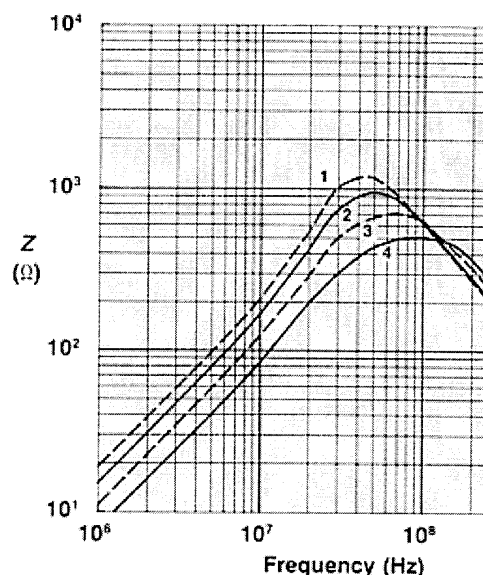


Figure 48 Impedance vs. Frequency for wound six hole beads in 61 material.
 1 2961666631 3 2961666651
 2 2961666671 4 2961666661

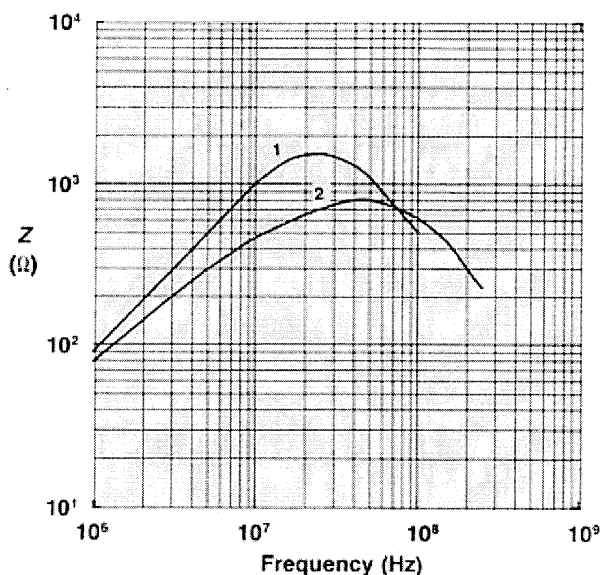



Figure 49 Impedance vs. Frequency for wound eleven hole beads in 43 material.
 1 2943777741 2 2943777721 (2½T)



SCHAFFNER