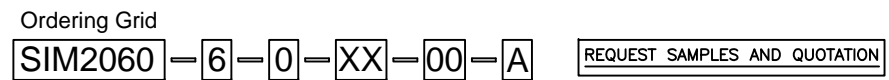
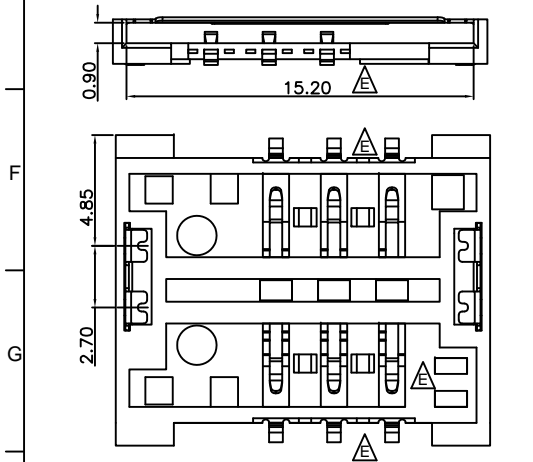
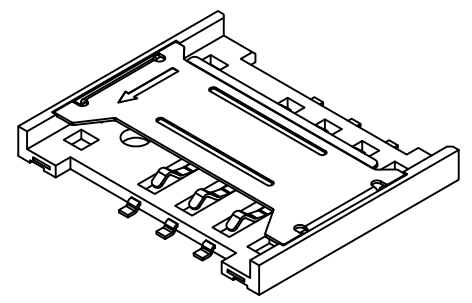


RECOMMENDED PCB LAYOUT
GENERAL TOLERANCE ±0.05

AS VIEWED FROM COMPONENT SIDE

- Solder Area
- Component Outline

- C1----->VCC
- C2----->RST
- C3----->CLK
- C5----->GND
- C6----->Vpp
- C7----->/O



- No. of Contacts: 6
- 0 = Without Switch
- Packing Options: A = Tape & Reel (1K per Reel)
- 00 = Without Post
- Profile Height (H): 18 = 1.8mm (Standard), 20 = 2.0mm, 22 = 2.2mm

Specifications规格:

Material 物料规格:
Plastic Housing 塑胶外壳: LCP(MG350) UL94V-0,
Black LCP(MG350)高温塑胶, 黑色
Contact Terminal 接触端子: Phosphor Bronze 磷青铜
Metallic Shell 金属外壳: Stainless Steel (SUS304R-H,T=0.15mm) 不锈钢

Plating 电镀规格:

Contact Terminal plating 接触端子部分电镀:
Under-plating 底层电镀: 50u" Min. Nickel over all 全部镀镍最少50u"
Contact Area 接触部分: 15u" Gold 镀金15u"
Soldering Area 焊接部分: Gold Flash 镀金箱
Metallic Shell plating 金属外壳电镀:
Under-plating 底层电镀: Nickel all over 全部镀镍
Soldering Area 焊接部分: Gold Flash 镀金箱

Electrical 电气规格:

Voltage rating 电压额定值: 250VAC (R.M.S.) Max.
Current Rating 电流额定值: 1A Max.
Operating Temperature 工作温度: -55°C to +105°C
Contact Resistance 接触电阻值: 50mW Max.
Insulating Resistance 绝缘电阻值: 100MW Min.(Apply 施加250VDC)
Dielectric Withstand Voltage 耐电压: Current Leakage 漏电流
< 0.5mA (Apply 100VAC for 1 minute 施加100VAC共1分钟)

Mechanical 机械性规格:

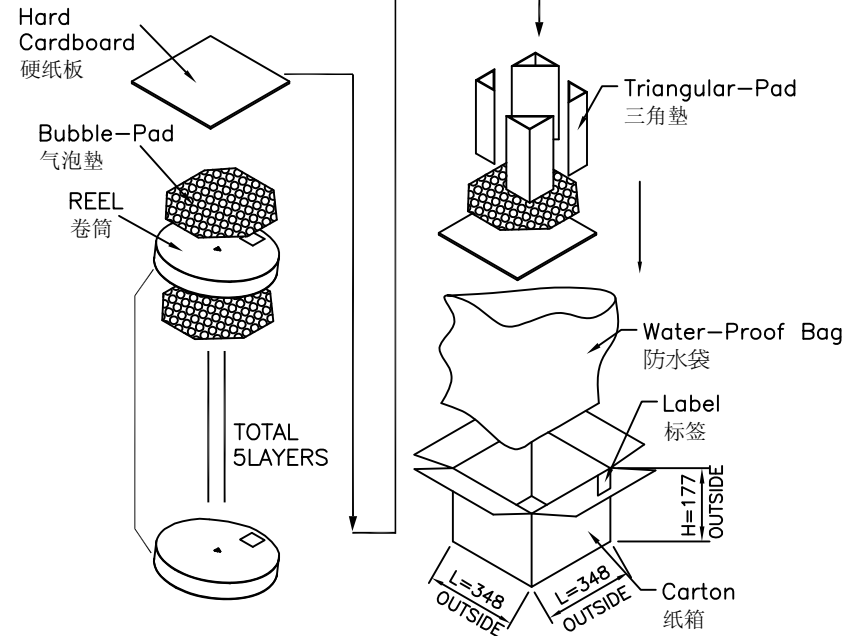
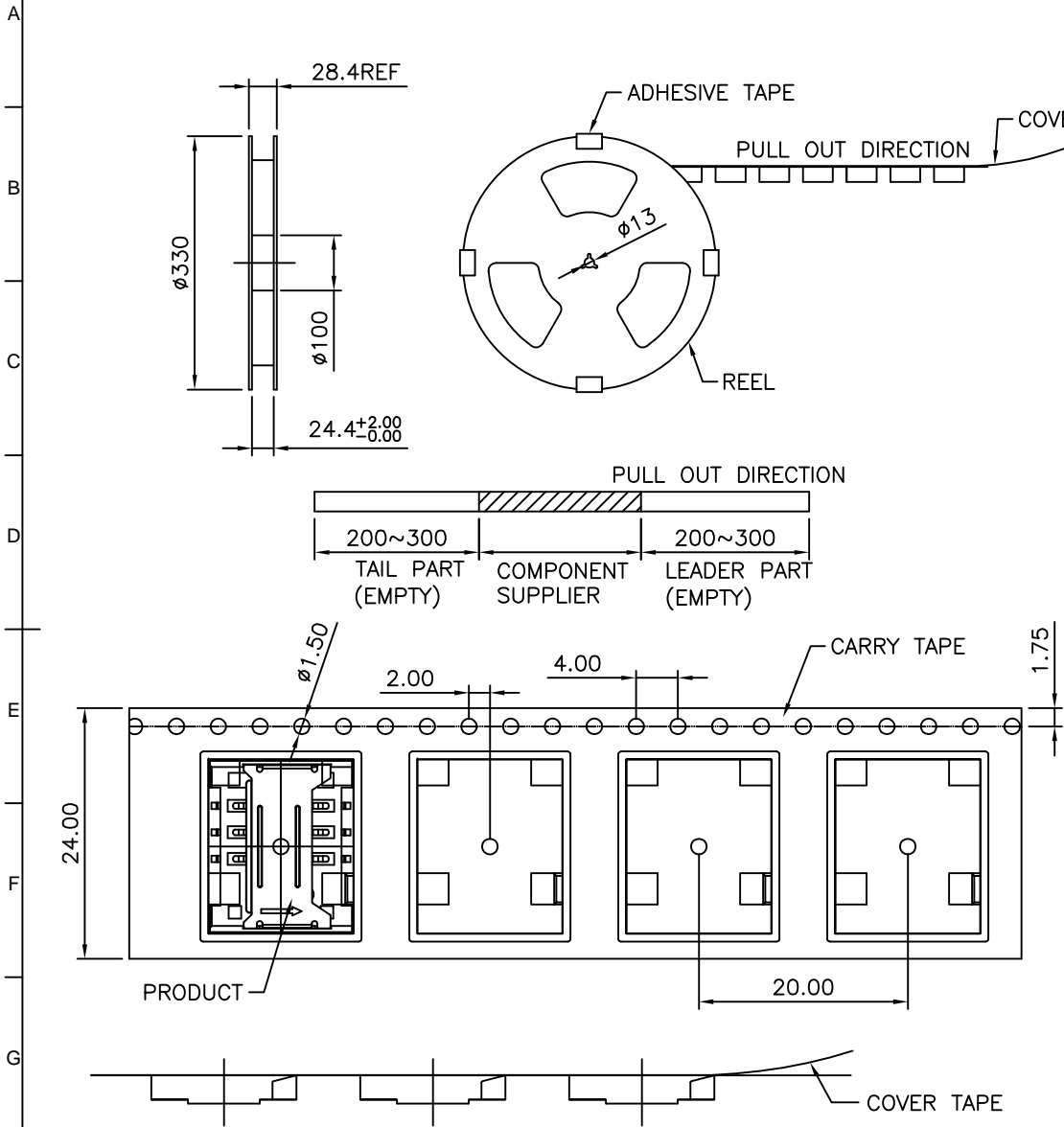
Durability 耐久性: 5,000 cycles 5,000次插拔
Contact Normal Force 垂直接触力: 50gf/Pin
Contact Retention Force 接触保持力: 50gf/Pin

By	PKN	PKN	PKN	ASE	SA
DETAIL	DRAWING RELEASE	ECN070913A	ECN080519A	SPECIFICATION MODIFIED	ADDITIONAL CUT ON PLASTIC
REV DATE	A 20/06/07	B 13/09/07	C 19/05/08	D 11/06/09	E 02/11/09



Tolerances (Except as noted)	Part Number:-	Date:-
Dimensions in mm	SIM2060	20 JUN 07
X.X ± 0.35 X.° ± 1°	Description:-	
X.XX ± 0.25 X.X° ± 0.5°	SIM CARD CONNECTOR, RECEIVER TYPE, 6 PIN, SMT, PROFILE OPTIONS: 1.8/2.0/2.2MM	
X.XXX ± 0.150 X.XX° ± 0.25°		
Third Angle Projection	THIS DRAWING IS CONFIDENTIAL AND MUST NOT BE COPIED OR DISCLOSED WITHOUT WRITTEN CONSENT	

<h1>GCT</h1>				
www.globalconnectortechology.com				
Scale NTS	Revision E	Material See Note	Drawn by PKN	Sheet No. E & OE 1/2



Notes注意:

- The 1st & Last 200-300mm at the leading & tail of the CARRY TAPE will not be used. CARRY TAPE 前部分与尾部分各留出200-300mm长度不装产品
- Each cavity will hold 1pc. Placement methods are shown in the diagrams. 每穴放置1pc产品, 放置方式如图所示
- After the packing machine filled the REEL, tangle the REEL one more loop with protection tape, stick adhesive tape on the four quadrants of the REEL, to avoid out-spreading. Stick 1pc. of label on each REEL. 包装机包好后, 再缠上一圈电周波, 在REEL的四个极点贴上胶带, 以防止REEL张开, 每REEL贴1PC标签
- Method of Packing is Hot-Melting. 包装方式是热熔式
- Firstly put a water-proof bag at the bottom of the carton box, then place 1pc. of hard cardboard on top, following with 1pc. of bubble-pad, and at the four corners, place the triangular pads, then place those filled REEL into the center of the carton box. Between the REEL, place 1pc. of bubble-pad as the separator, until 5pc. of REEL are filled in the box. Then place 1pc of bubble-pad & 1pc. of hard cardboard on top, close the carton by plastic tape lastly. 先在纸箱底部套上一防水袋, 再垫上1pc硬纸板后再垫上1pc气泡垫, 四角垫上三角垫, 度然后把装好产品的REEL放进纸箱中, 每REEL之间隔1pc气泡垫, 依次把5 REEL产品放到纸箱中, 上面再垫上各1pc气泡垫及硬纸板, 最后用胶带封箱.
- The peel-off force between the COVER TAPE & CARRY TAPE is: 0.1N-0.7N (variation within 0.3N). Peel-off angle: 165-175 degree; Speed of peel-off: 250mm-300mm/min. COVER TAPE 与CARRY TAPE 剥离力: 0.1N-0.7N (跳动量在0.3N以内) 剥离角度: 165-175度; 剥离速度: 250mm-300mm/分钟

By	PKN	PKN	PKN	ASE
DETAIL	DRAWING RELEASE	ECN070913A	ECN080519A	SPECIFICATION MODIFIED
REV DATE	A 20/06/07	B 13/09/07	C 19/05/08	D 11/06/09



Tolerances (Except as noted)	Part Number:-	Date:-
Dimensions in mm	SIM2060	20 JUN 07
	Description:-	
	SIM CARD CONNECTOR, RECEIVER TYPE, 6 PIN, SMT, PROFILE OPTIONS: 1.8/2.0/2.2MM	
Third Angle Projection	© THIS DRAWING IS CONFIDENTIAL AND MUST NOT BE COPIED OR DISCLOSED WITHOUT WRITTEN CONSENT	

<h1>GCT</h1>				
www.globalconnectortechology.com				
Scale	Revision	Material	Drawn by	Sheet No.
NTS	D	See Note	PKN	2/2
			E & OE	